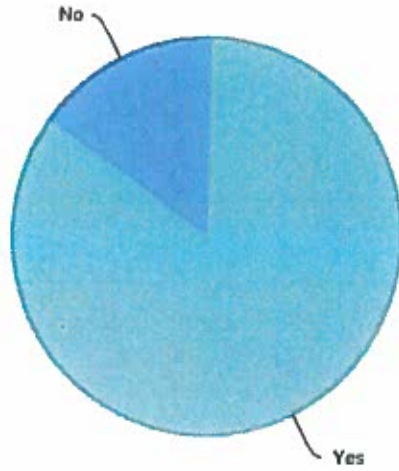


Strategic Long Range Planning Survey October, 2017

Q1 Please verify: Are you a resident of Woodland District 50?

Answered 1,058 Skipped 0



ANSWER CHOICES

Yes

No

TOTAL

RESPONSES

84.69%

15.31%

896

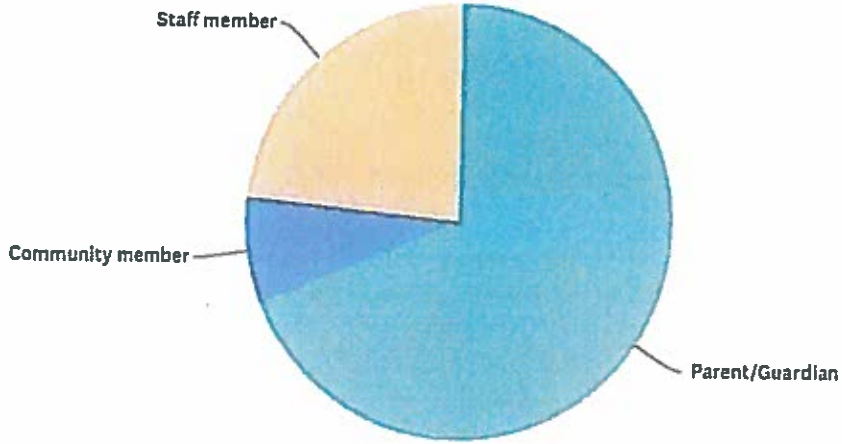
162

1,058

Strategic Long Range Planning Survey October, 2017

Q2 What is your primary relationship to Woodland District 50?

Answered: 1,058 Skipped 0



ANSWER CHOICES

Parent/Guardian

Community member

Staff member

TOTAL

RESPONSES

68.62%

7.94%

23.44%

726

84

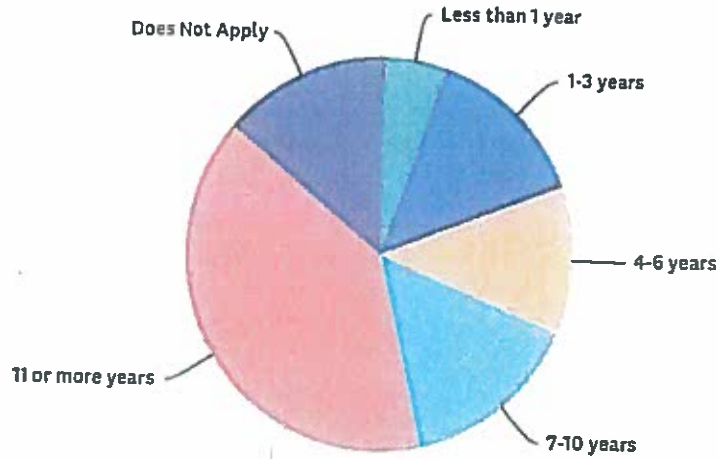
248

1,058

Strategic Long Range Planning Survey October, 2017

Q3 1. How many years have you lived within the boundaries of Woodland District 50?

Answered 1,058 Skipped 0



ANSWER CHOICES

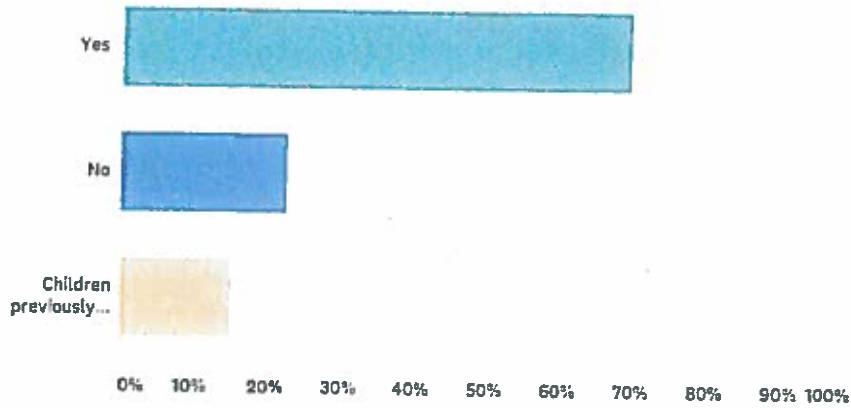
RESPONSES

Less than 1 year	5.29%	56
1-3 years	13.89%	147
4-6 years	12.10%	128
7-10 years	15.03%	159
11 or more years	39.70%	420
Does Not Apply	13.99%	148
TOTAL		1,058

Strategic Long Range Planning Survey October, 2017

Q4 2. Do you have children of school age in Woodland District 50?
(Check all that apply)

Answered: 1,058 Skipped: 0



ANSWER CHOICES

Yes

No

Children previously attended Woodland District 50

Total Respondents: 1,058

RESPONSES

69.66% 737

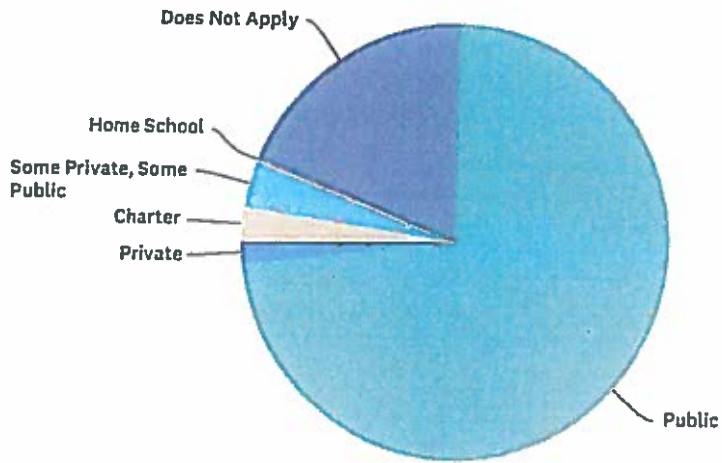
22.68% 240

15.22% 161

Strategic Long Range Planning Survey October, 2017

Q5 3. How are your school age children educated?

Answered 1,058 Skipped 0

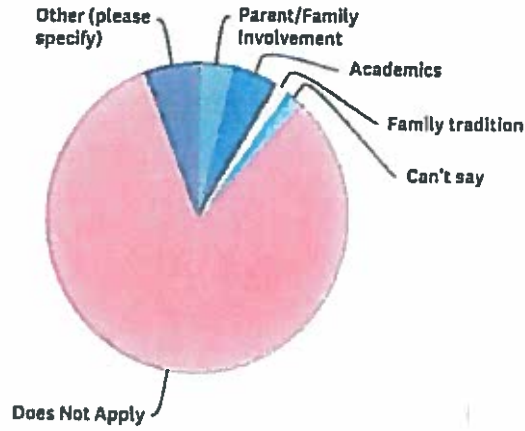


ANSWER CHOICES	RESPONSES	
Public	73.16%	774
Private	1.61%	17
Charter	2.55%	27
Some Private, Some Public	3.50%	37
Home School	0.19%	2
Does Not Apply	19.00%	201
TOTAL		1,058

Strategic Long Range Planning Survey October, 2017

Q6 4. What would you say is the main reason that you decided to educate your child(ren) in a non-public school?

Answered 1,058 Skipped 0

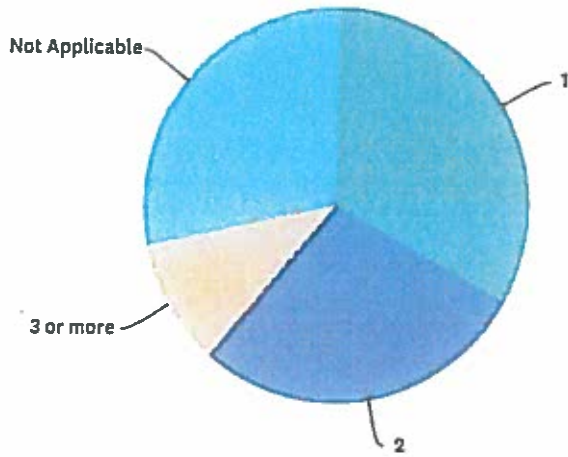


ANSWER CHOICES	RESPONSES	
Parent/Family Involvement	3.50%	37
Academics	4.91%	52
Family tradition	1.32%	14
Can't say	2.08%	22
Does Not Apply	82.14%	869
Other (please specify)	6.05%	64
TOTAL		1,058

Strategic Long Range Planning Survey October, 2017

Q7 5. How many of your children attend Woodland District 50 schools?

Answered: 1,058 Skipped: 0



ANSWER CHOICES

1

2

3 or more

Not Applicable

TOTAL

RESPONSES

32.89%

28.26%

10.30%

28.54%

348

299

109

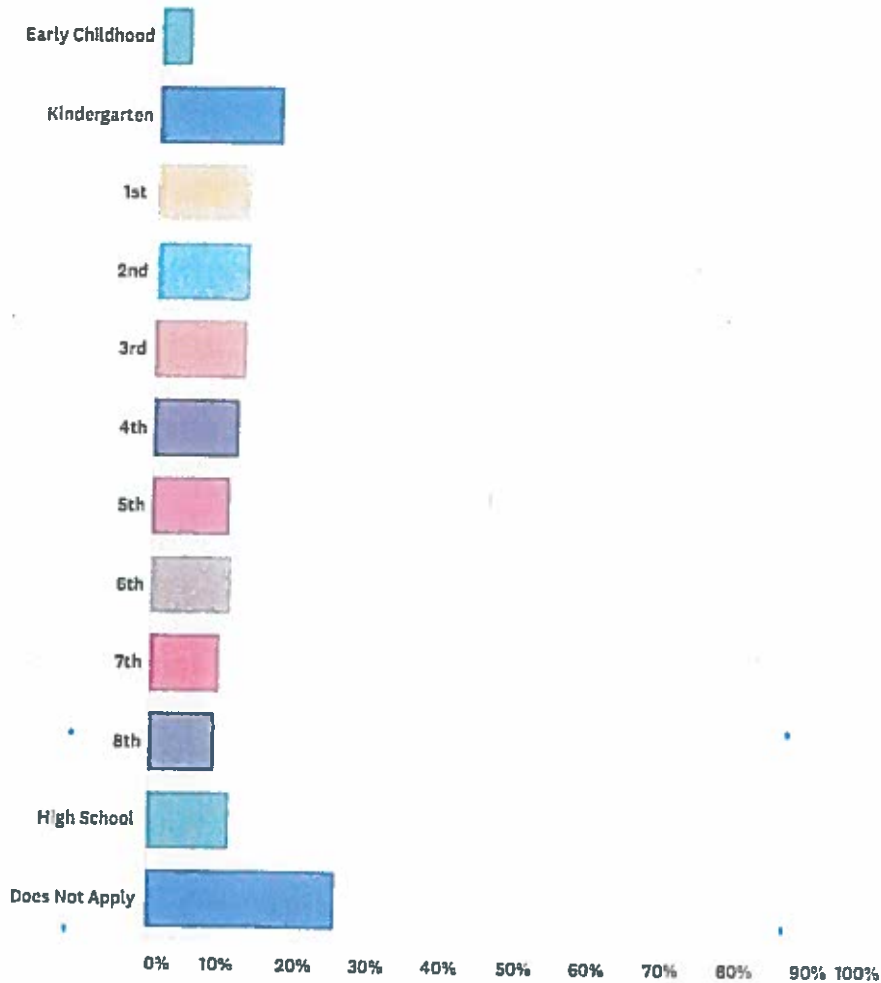
302

1,058

Strategic Long Range Planning Survey October, 2017

Q8 6. In what grade(s) are your children enrolled?

Answered 1,058 Skipped 0



ANSWER CHOICES

RESPONSES

Early Childhood	4.16%	44
Kindergarten	16.73%	177
1st	12.48%	132
2nd	12.48%	132
3rd	12.38%	131
4th	11.53%	122
5th	10.49%	111
6th	10.78%	114

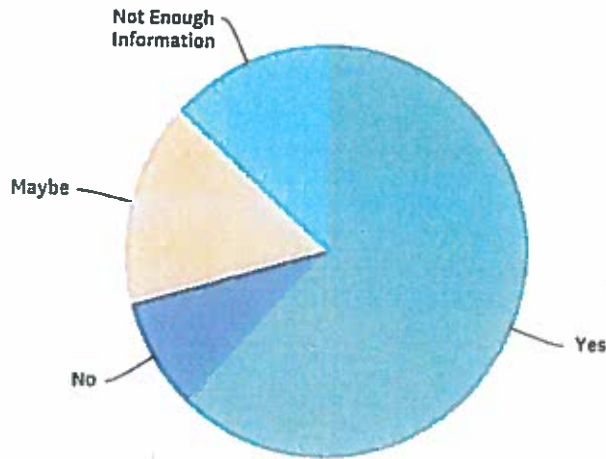
Strategic Long Range Planning Survey October, 2017

7th	9.45%	100
8th	8.79%	93
High School	11.06%	117
Does Not Apply	25.52%	270
Total Respondents		1,058

Strategic Long Range Planning Survey October, 2017

Q9 7. Are you satisfied with student learning and academic achievement in the district?

Answered: 953 Skipped: 105



ANSWER CHOICES

Yes
No
Maybe
Not Enough Information
TOTAL

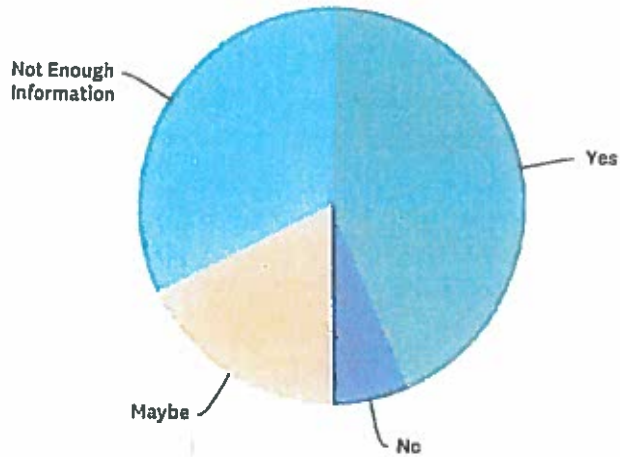
RESPONSES

61.70%	588
8.92%	85
16.05%	153
13.33%	127
	953

Strategic Long Range Planning Survey October, 2017

Q10 8. Do you feel Woodland District 50 students are well prepared for high school?

Answered 953 Skipped 105



ANSWER CHOICES

Yes
No
Maybe
Not Enough Information
TOTAL

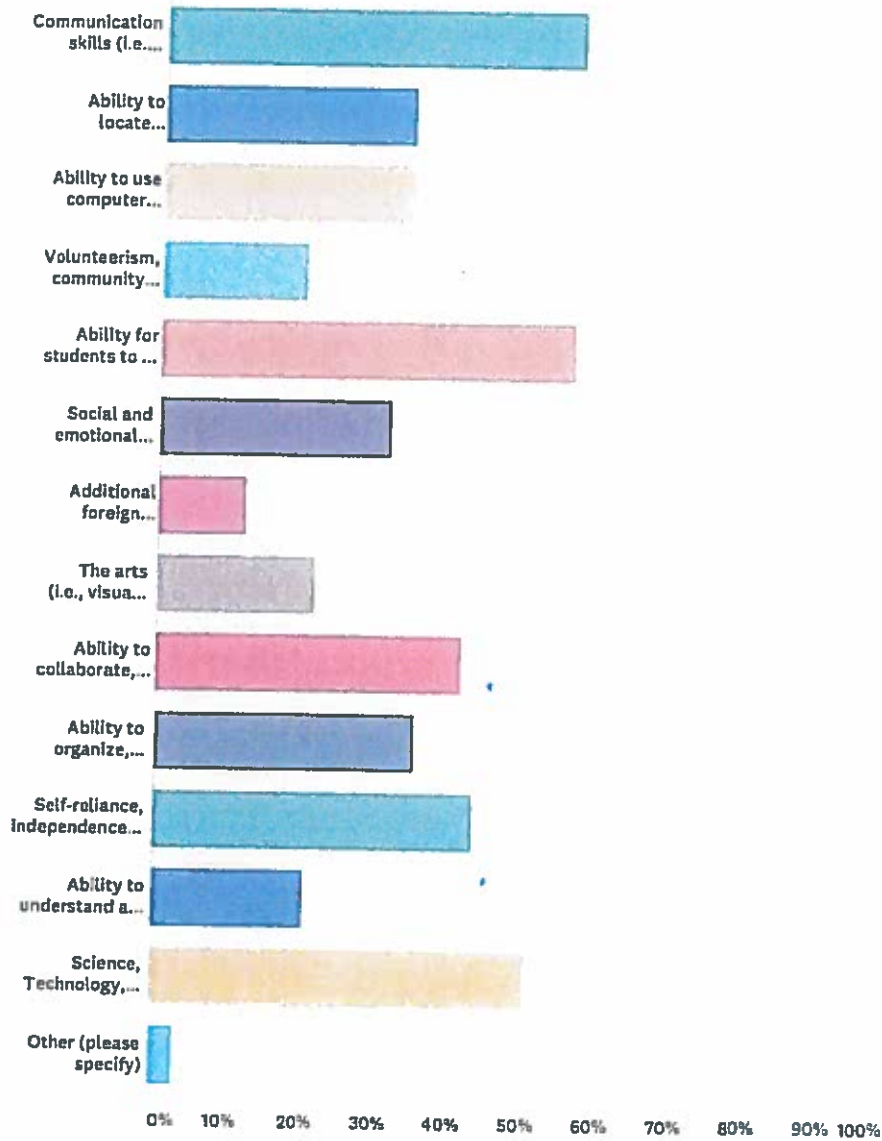
RESPONSES

Yes	43.34%	413
No	6.19%	59
Maybe	17.94%	171
Not Enough Information	32.53%	310
TOTAL		953

Strategic Long Range Planning Survey October, 2017

Q13 10. What should be the Student Learning priorities for Woodland District 50 during the next 5 years. Please select (no more than) 5.

Answered: 953 Skipped: 105



ANSWER CHOICES

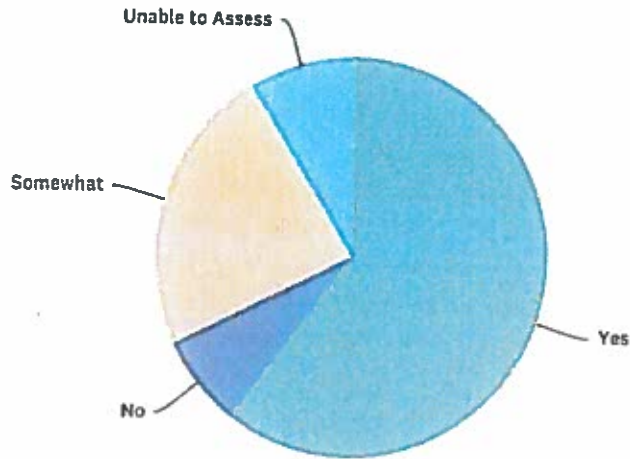
RESPONSES

Communication skills (i.e., writing, public speaking, listening)	57.29%	546
Ability to locate information and use it appropriately (i.e., research, study, and learning skills)	34.31%	327
Ability to use computer technology to extend learning and master subjects	34.21%	326
Volunteerism, community service, and civic responsibility	19.83%	189

Strategic Long Range Planning Survey October, 2017

Q14 11. Are you satisfied with the emotional/physical safety of students?

Answered: 938 Skipped: 120



ANSWER CHOICES

Yes

No

Somewhat

Unable to Assess

TOTAL

RESPONSES

60.23%

7.46%

23.45%

8.85%

565

70

220


83

938

Strategic Long Range Planning Survey October, 2017

Q15 12. Do you feel that the emotional/physical safety of students is important and should be a priority?

Answered 938 Skipped 120



ANSWER CHOICES

Yes

No

TOTAL

RESPONSES

97.87%

2.13%

918

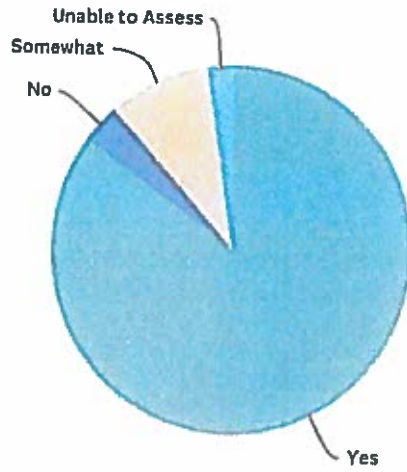
20

938

Strategic Long Range Planning Survey October, 2017

Q16 13. Are you aware of the district's commitment to student's social and emotional development through its R.O.A.R program (PBIS)?

Answered 938 Skipped 120



ANSWER CHOICES

Yes

No

Somewhat

Unable to Assess

TOTAL

RESPONSES

85.07%

3.41%

8.96%

2.56%

798

32

84

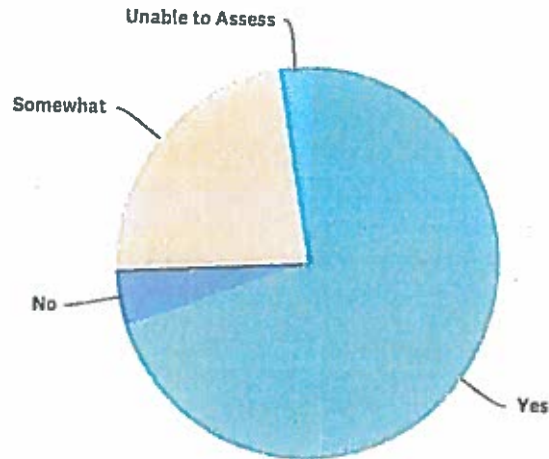
24

938

Strategic Long Range Planning Survey October, 2017

Q17 14. Utilizing school time, should Woodland District 50 engage in activities to address the social and emotional development of students?

Answered 938 Skipped 120



ANSWER CHOICES

Yes

No

Somewhat

Unable to Assess

TOTAL

RESPONSES

69.51%

4.58%

23.03%

2.88%

652

43

216

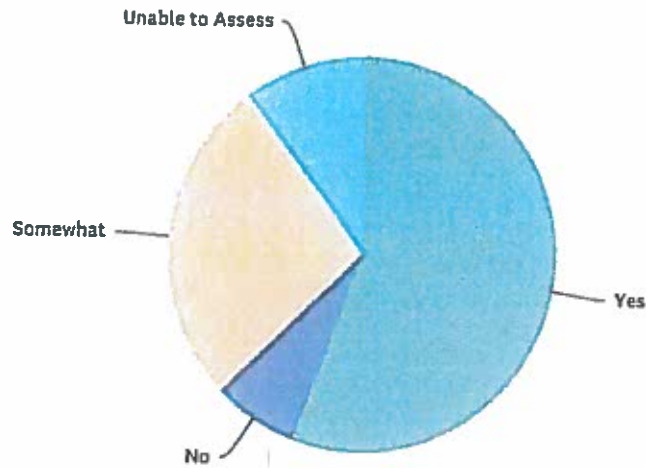
27

938

Strategic Long Range Planning Survey October, 2017

Q18 15. Do you think that taxpayers get a good educational outcomes for their tax dollars?

Answered: 923 Skipped: 135



ANSWER CHOICES

Yes

No

Somewhat

Unable to Assess

TOTAL

RESPONSES

55.58%

7.15%

26.87%

10.40%

513

66

248

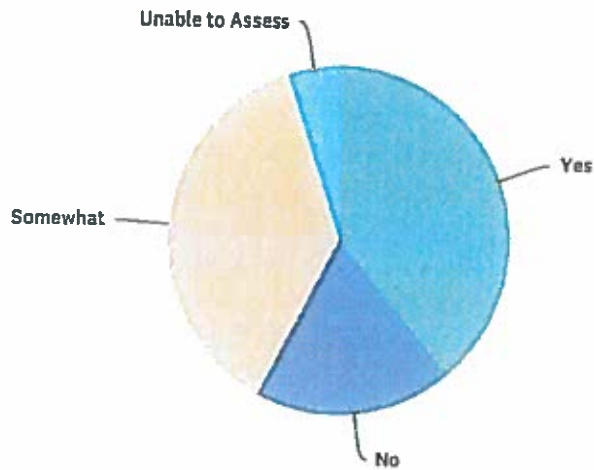
96

923

Strategic Long Range Planning Survey October, 2017

Q19 16. Do you feel informed regarding district finances?

Answered 923 Skipped 135



ANSWER CHOICES

Yes
No
Somewhat
Unable to Assess

RESPONSES

38.79% 358
18.85% 174
37.16% 343
5.20% 48

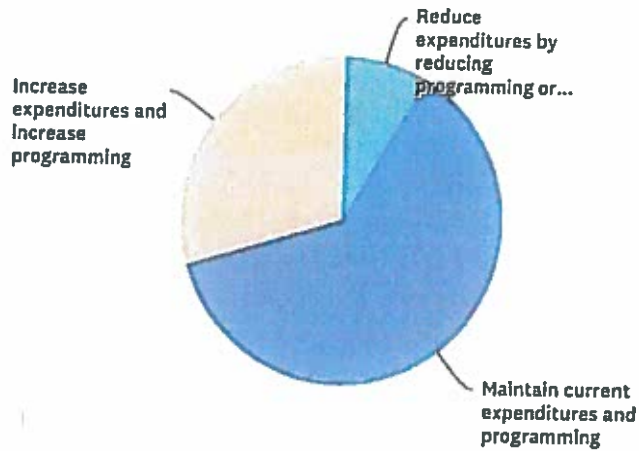
TOTAL

923

Strategic Long Range Planning Survey October, 2017

Q20 17. Please check the top priority for the district regarding the three fiscal statements listed below:

Answered 923 Skipped 135



ANSWER CHOICES

Reduce expenditures by reducing programming or other means

Maintain current expenditures and programming

Increase expenditures and increase programming

TOTAL

RESPONSES

8.45% 78

61.97% 572

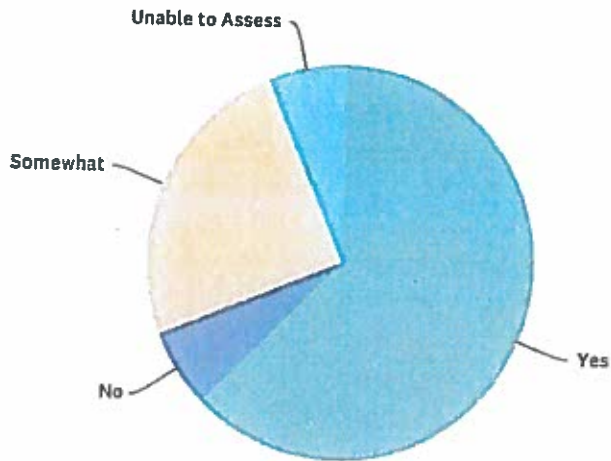
29.58% 273

923

Strategic Long Range Planning Survey October, 2017

Q21 18. In your opinion, do current facilities meet the needs of the students?

Answered 923 Skipped 135



ANSWER CHOICES

Yes

No

Somewhat

Unable to Assess

TOTAL

RESPONSES

62.41%

6.39%

24.59%

6.61%

576

59

227

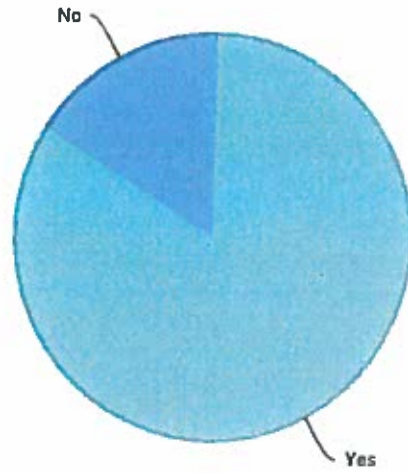
61

923

Strategic Long Range Planning Survey October, 2017

Q22 19. Would you support updating the buildings as needed for educational programming and student space?

Answered: 923 Skipped: 135



ANSWER CHOICES

Yes

No

TOTAL

RESPONSES

83.75%

16.25%

773

150

923

Strategic Long Range Planning Survey October, 2017

Q23 20. Woodland District 50 schools are community schools. Do you feel that these facilities meet the needs of the community?

Answered 923 Skipped 135



ANSWER CHOICES

Yes

No

Does Not Apply

TOTAL

RESPONSES

84.29%

9.97%

5.74%

778

92


53

923

Strategic Long Range Planning Survey October, 2017

Q24 21. What do you see as most important in retaining quality teachers and staff? (rank in order of importance 1-4, with 1 being the highest)

Answered 887 Skipped 171

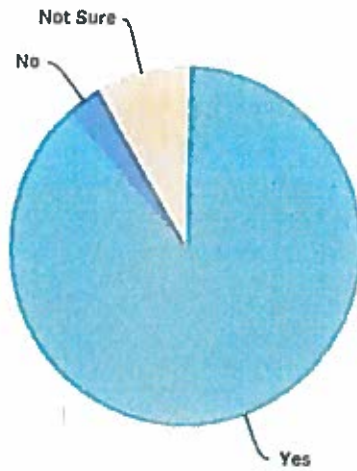


Strategic Long Range Planning Survey October, 2017

	1	2	3	4	TOTAL	SCORE
salary	48.59% 431	28.18% 250	14.88% 132	6.34% 74	687	3.17
benefits	10.60% 94	41.38% 367	35.63% 316	12.40% 110	887	2.50
morale	29.88% 265	21.87% 194	30.55% 271	17.70% 157	887	2.64
continuing educational opportunities	10.94% 97	8.57% 76	18.94% 158	61.56% 546	887	1.69

Q25 22. Should Woodland District 50 be willing to invest in practices that keep educators up-to-date with educational trends and curricular innovations through professional development programs

Answered: 887 Skipped: 171



ANSWER CHOICES

Yes

No

Not Sure

TOTAL

RESPONSES

88.16%

3.27%

8.57%

782

29


76

887

Strategic Long Range Planning Survey October, 2017

Q26 23. Do you feel that professional development learning opportunities for staff is important to enhance instruction?

Answered 887 Skipped 171



ANSWER CHOICES

Yes

No

TOTAL

RESPONSES

93.46%

6.54%

829

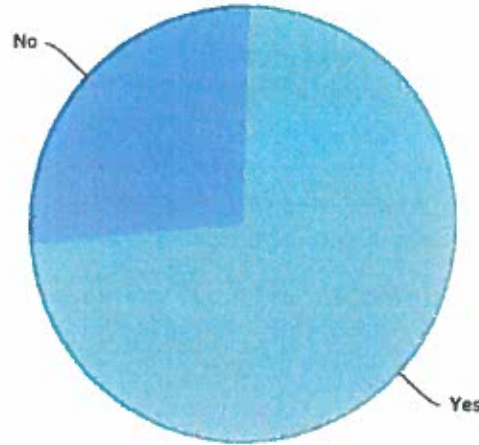
58

887

Strategic Long Range Planning Survey October, 2017

Q27 24. Would you be in support of professional development opportunities for staff that would result in early release or late start times for students?

Answered: 687 Skipped: 171



ANSWER CHOICES

Yes

No

TOTAL

RESPONSES

73.17%

26.83%

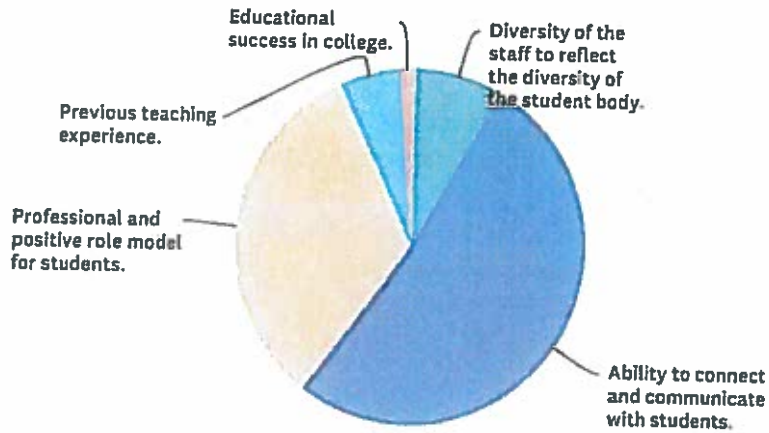
649

238

887

Q28 25. What is most important in selecting new staff?

Answered 887 Skipped 171



ANSWER CHOICES

- Diversity of the staff to reflect the diversity of the student body.
- Ability to connect and communicate with students.
- Professional and positive role model for students.
- Previous teaching experience.
- Educational success in college.

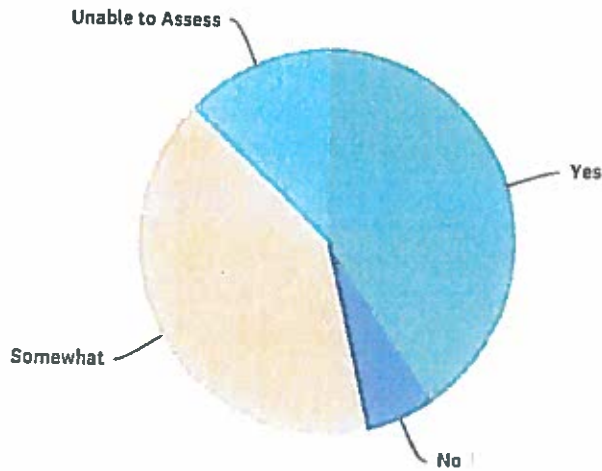
RESPONSES

Percentage	Count
8.34%	74
51.75%	459
32.81%	291
5.75%	51
1.35%	12
TOTAL	887

Strategic Long Range Planning Survey October, 2017

Q29 26. Do you feel there is community participation and partnerships in the district?

Answered: 882 Skipped: 176



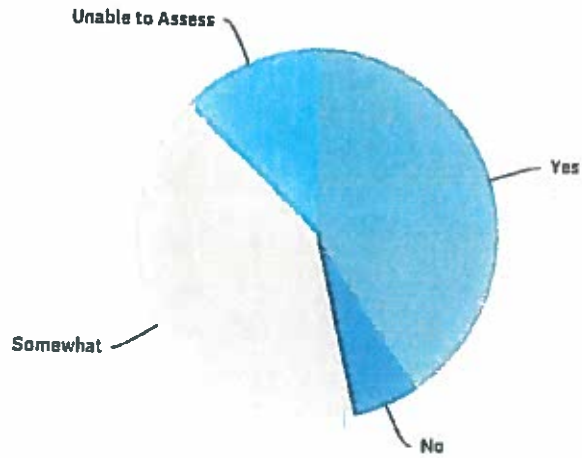
ANSWER CHOICES	RESPONSES	
Yes	40.25%	355
No	5.90%	52
Somewhat	40.82%	360
Unable to Assess	13.04%	115
TOTAL		882

#	HOW WOULD YOU IMPROVE THIS AREA IN THE FUTURE?	DATE
1	with more control	10/26/2017 12:20 AM
2	involve more parents with more involved students with activities (reading, writing, etc.) between father and son	10/25/2017 11:16 PM
3	try to offer in idiotic ways so that the audience can offer	10/25/2017 11:01 PM
4	I'm fine I read brochures that send only some do not send in Spanish	10/25/2017 10:42 PM
5	more program support for the families	10/25/2017 9:45 PM
6	with more programs	10/25/2017 9:25 PM
7	Would take some strategic planning, does anyone really understand or know about the levels of community participation and partnerships.	10/25/2017 2:25 PM
8	This is a difficult question because the district is just too big to have that closeness of community. By separating by hall's, sides etc just makes it harder when you now can't connect with your friends and neighbors at school. Nor can your children.	10/25/2017 2:23 PM
9	Facilitate and publicize community events for non-school-aged residents. We can't support efforts of which we don't know.	10/25/2017 6:21 AM
10	Have a liaison staff position to work with places like College of Lake County on partnerships.	10/24/2017 10:45 PM

Strategic Long Range Planning Survey October, 2017

Q29 26. Do you feel there is community participation and partnerships in the district?

Answered 882 Skipped 176



ANSWER CHOICES

Yes

RESPONSES

40.25%

355

No

5.90%

52

Somewhat

40.82%

360

Unable to Assess

13.04%

115


TOTAL

882

Strategic Long Range Planning Survey October, 2017

Q31 28. We are proud of our schools. Do you share this pride?

Answered 882 Skipped 176



ANSWER CHOICES


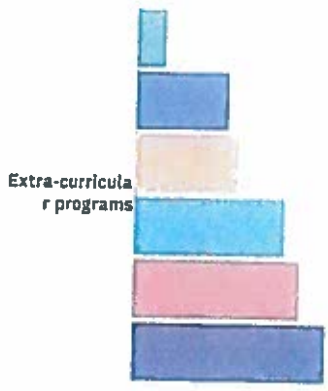

Yes
No
TOTAL

RESPONSES

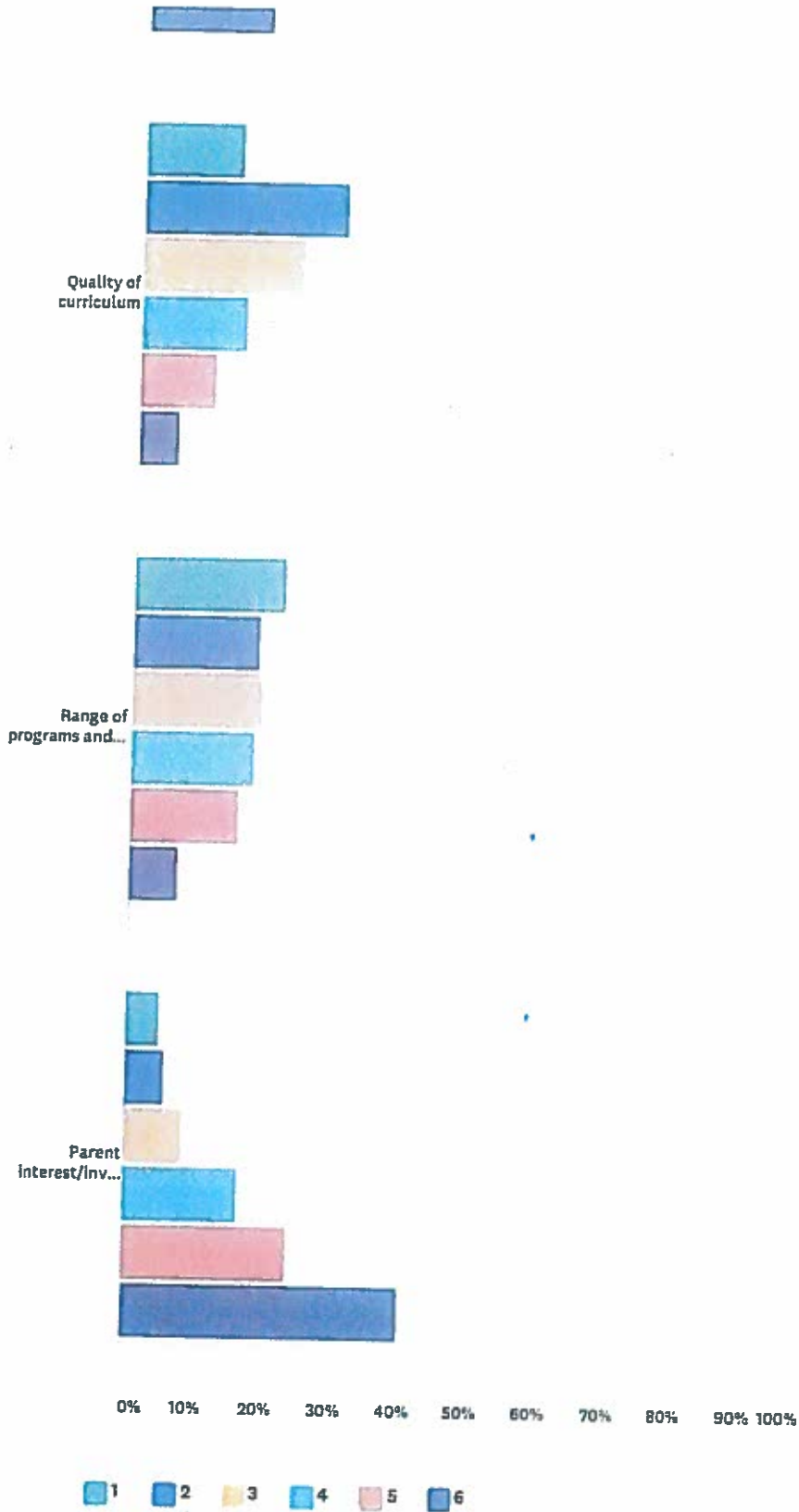
89.91% 793
10.09% 89
882

Q32 29. In your opinion, what is the greatest strength of Woodland District 50? (rank in order from 1-6 with 1 being the best) If you have a greatest strength missing from this list, please add it in the Other box below this question.

Answered: 839 Skipped: 219



Strategic Long Range Planning Survey October, 2017



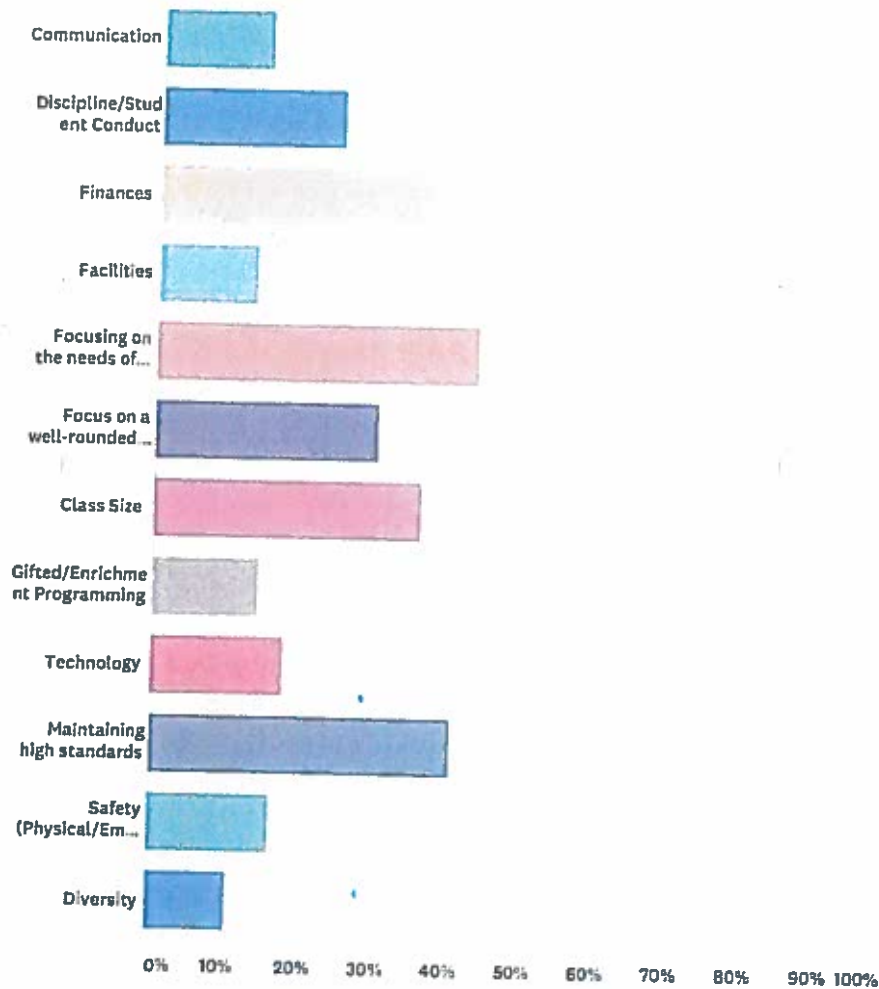
Strategic Long Range Planning Survey October, 2017

	1	2	3	4	5	6	TOTAL	SCORE
Quality of teachers/staff	48.27% 405	23.36% 196	14.54% 122	7.87% 66	3.22% 27	2.74% 23	839	4.97
Extra-curricular programs	4.05% 34	12.63% 106	14.06% 118	20.50% 172	22.65% 190	26.10% 219	839	2.77
Leadership	6.32% 53	10.01% 84	20.50% 172	21.33% 179	23.72% 199	18.12% 152	839	3.00
Quality of curriculum	14.42% 121	29.92% 251	23.60% 198	15.49% 130	10.85% 91	5.72% 48	839	4.04
Range of programs and services	22.17% 186	18.47% 155	18.83% 158	18.00% 151	15.61% 131	6.91% 58	839	3.93
Parent interest/involvement	4.77% 40	5.60% 47	8.46% 71	16.81% 141	23.96% 201	40.41% 339	839	2.29

Strategic Long Range Planning Survey October, 2017

Q34 30. In your opinion, what are the 3 most important issues facing Woodland District 50?

Answered: 839 Skipped: 219



ANSWER CHOICES

- Communication
- Discipline/Student Conduct
- Finances
- Facilities
- Focusing on the needs of all students
- Focus on a well-rounded curriculum
- Class Size

RESPONSES

Percentage	Count
14.54%	122
24.67%	207
37.78%	317
13.11%	110
43.62%	366
30.15%	253
36.23%	304

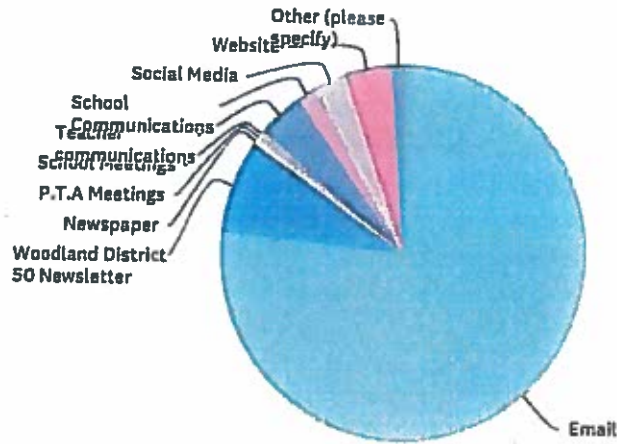
Strategic Long Range Planning Survey October, 2017

Gifted/Enrichment Programming	14.16%	119
Technology	17.76%	149
Maintaining high standards	40.88%	343
Safety (Physical, Emotional)	16.33%	137
Diversity	10.73%	90
Total Respondents		839

Strategic Long Range Planning Survey October, 2017

Q35 31. What is your preferred method of receiving information from Woodland District 50?

Answered 839 Skipped 219



ANSWER CHOICES	RESPONSES	
Email	76.52%	642
Woodland District 50 Newsletter	7.99%	67
Newspaper	0.60%	5
P.T.A Meetings	0.24%	2
School Meetings	0.48%	4
Teacher communications	4.05%	34
School Communications	1.79%	15
Social Media	2.88%	24
Website	4.05%	34
Other (please specify)	1.43%	12
TOTAL		839