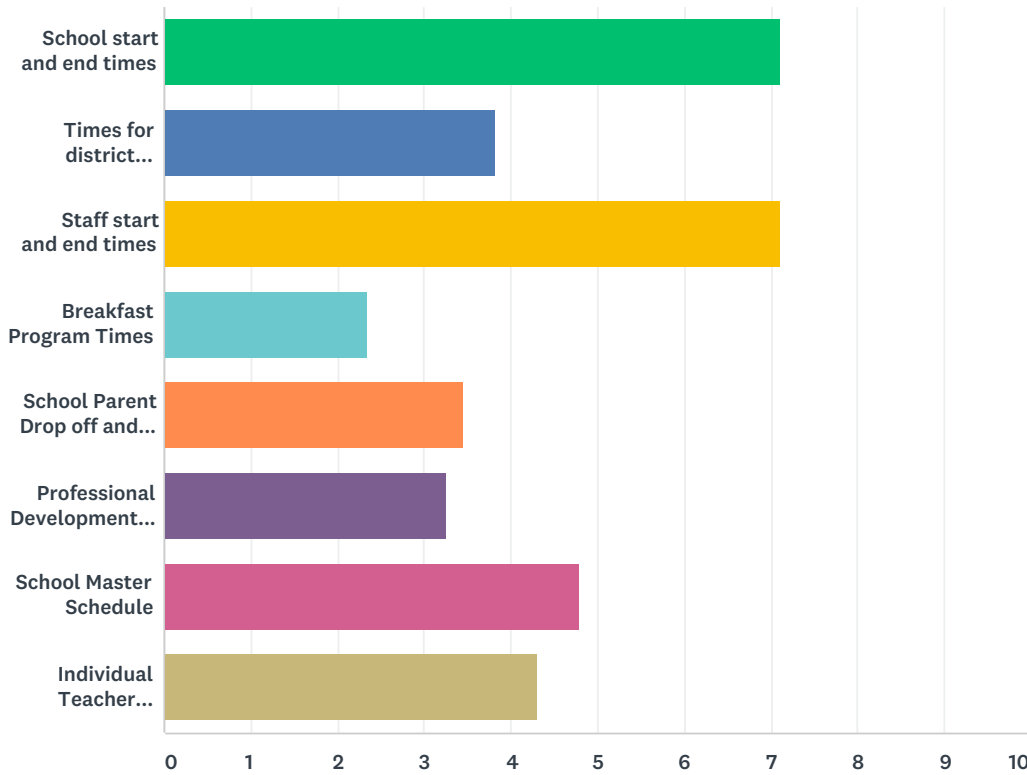


Woodland Staff Start Time Survey

Q1 Rank in priority order the information you need to prepare for this change?

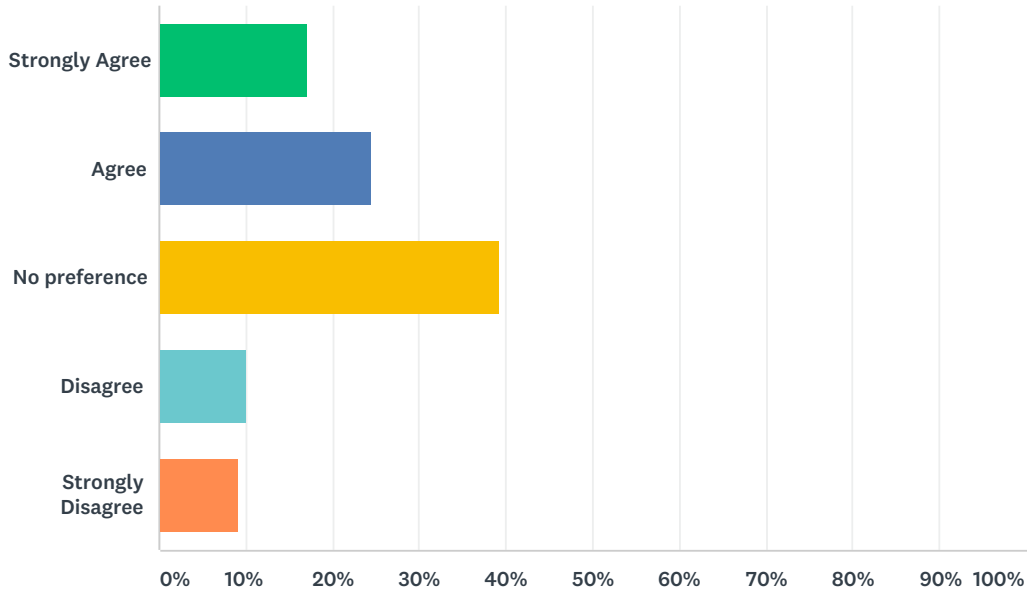
Answered: 466 Skipped: 10



| | 1 | 2 | 3 | 4 | 5 | 6 | 7 | 8 | TOTAL | SCORE |
|---|---------------|---------------|---------------|---------------|--------------|---------------|---------------|---------------|-------|-------|
| School start and end times | 45.07% 201 | 37.89% 169 | 8.30% 37 | 4.48% 20 | 2.91% 13 | 0.22% 1 | 0.67% 3 | 0.45% 2 | 446 | 7.12 |
| Times for district co-curricular and afterschool programs (clubs, morning band, activities and athletics) | 2.38% 10 | 9.76% 41 | 13.10% 55 | 13.10% 55 | 15.24% 64 | 14.29% 60 | 14.52% 61 | 17.62% 74 | 420 | 3.82 |
| Staff start and end times | 47.46% 215 | 33.77% 153 | 9.27% 42 | 5.08% 23 | 2.21% 10 | 0.88% 4 | 0.66% 3 | 0.66% 3 | 453 | 7.11 |
| Breakfast Program Times | 0.47% 2 | 0.71% 3 | 3.32% 14 | 6.40% 27 | 8.06% 34 | 17.77% 75 | 24.17% 102 | 39.10% 165 | 422 | 2.34 |
| School Parent Drop off and Pick Up times | 0.93% 4 | 3.04% 13 | 11.68% 50 | 11.45% 49 | 15.89% 68 | 21.96% 94 | 24.07% 103 | 10.98% 47 | 428 | 3.45 |
| Professional Development Days and Times | 0.00% 0 | 2.34% 10 | 7.71% 33 | 10.98% 47 | 21.26% 91 | 25.00% 107 | 16.36% 70 | 16.36% 70 | 428 | 3.27 |
| School Master Schedule | 3.74% 16 | 5.84% 25 | 28.04% 120 | 26.87% 115 | 13.79% 59 | 10.05% 43 | 8.64% 37 | 3.04% 13 | 428 | 4.79 |
| Individual Teacher Schedule | 2.97% 13 | 8.22% 36 | 18.72% 82 | 21.23% 93 | 19.41% 85 | 8.22% 36 | 9.13% 40 | 12.10% 53 | 438 | 4.32 |

Q2 Respond to this statement about Elementary and Primary students: Elementary and Primary students should be transported on the same bus together to and from school.

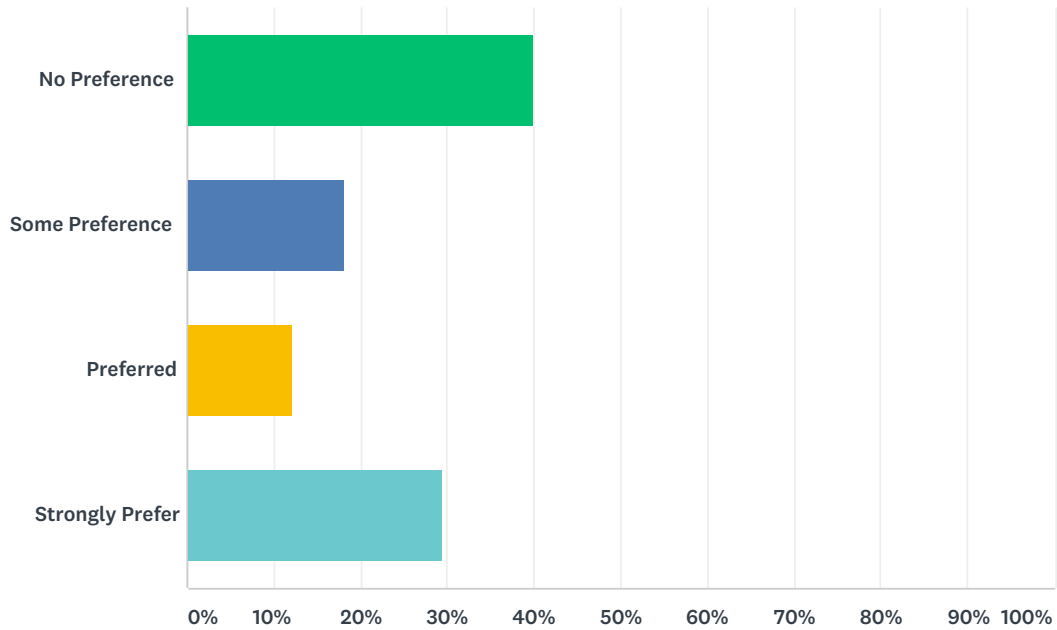
Answered: 469 Skipped: 7



| ANSWER CHOICES | RESPONSES | |
|-------------------|-----------|------------|
| Strongly Agree | 17.06% | 80 |
| Agree | 24.52% | 115 |
| No preference | 39.23% | 184 |
| Disagree | 10.02% | 47 |
| Strongly Disagree | 9.17% | 43 |
| TOTAL | | 469 |

Q3 Please rate your level of preference for Option 1 being considered.

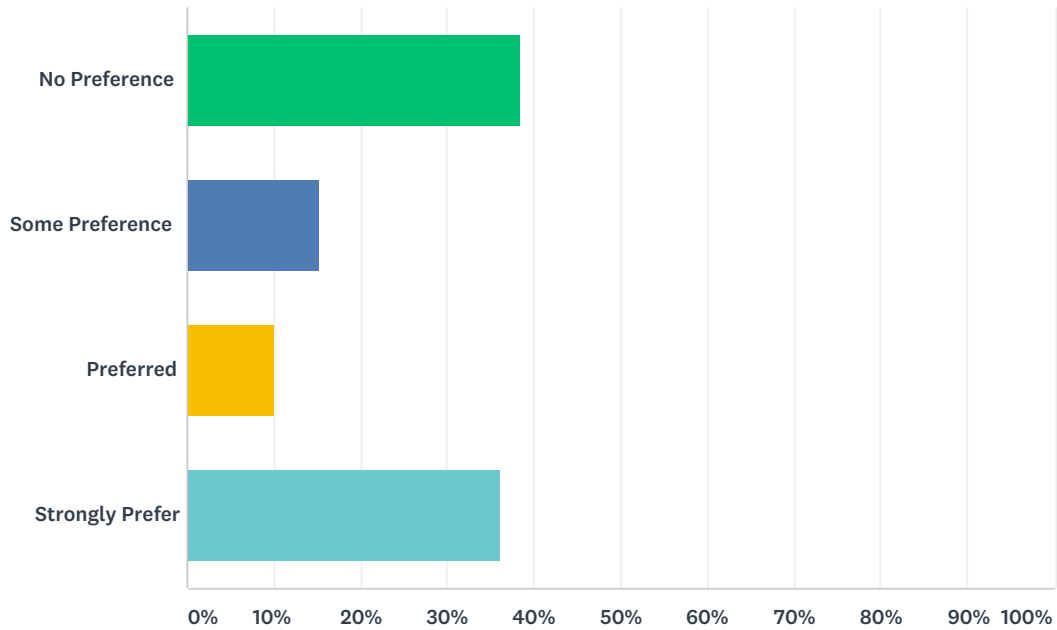
Answered: 417 Skipped: 59



| ANSWER CHOICES | RESPONSES | |
|-----------------|-----------|-----|
| No Preference | 40.05% | 167 |
| Some Preference | 18.23% | 76 |
| Preferred | 12.23% | 51 |
| Strongly Prefer | 29.50% | 123 |
| TOTAL | | 417 |

Q4 Please rate your preference level for Option 2 being considered.

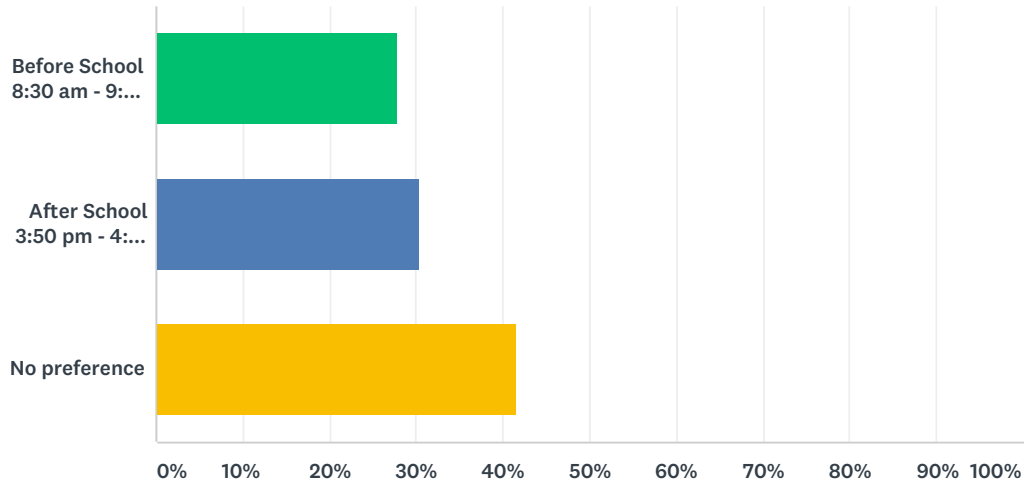
Answered: 428 Skipped: 48



| ANSWER CHOICES | RESPONSES |
|-----------------|------------|
| No Preference | 38.55% 165 |
| Some Preference | 15.19% 65 |
| Preferred | 10.05% 43 |
| Strongly Prefer | 36.21% 155 |
| TOTAL | 428 |

Q5 Referring to both options, one or more schools may start at 9:15. For these schools would you prefer after school activities such as intramurals and support programs to be held before school (8:30 am - 9:15 am) or after school (3:50 pm - 4:35 pm)?

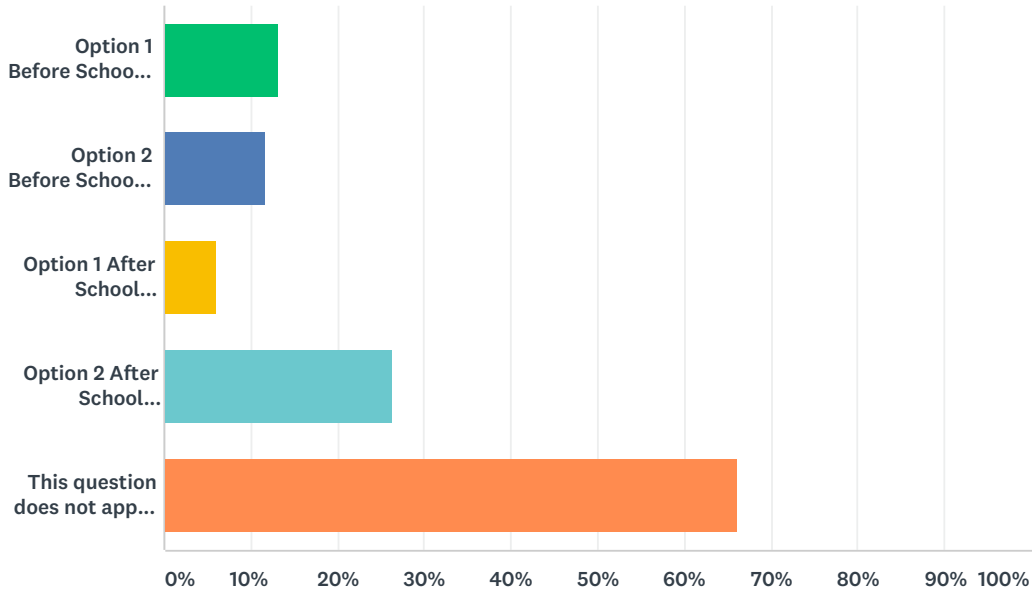
Answered: 441 Skipped: 35



| ANSWER CHOICES | RESPONSES | |
|---------------------------------|-----------|-----|
| Before School 8:30 am - 9:15 am | 27.89% | 123 |
| After School 3:50 pm - 4:35 pm | 30.39% | 134 |
| No preference | 41.72% | 184 |
| TOTAL | | 441 |

Q6 If you are an Elementary or Primary School teacher or paraprofessional: Given the two options, would you be available before or after school to teach/work any Woodland programs? Mark all that apply.

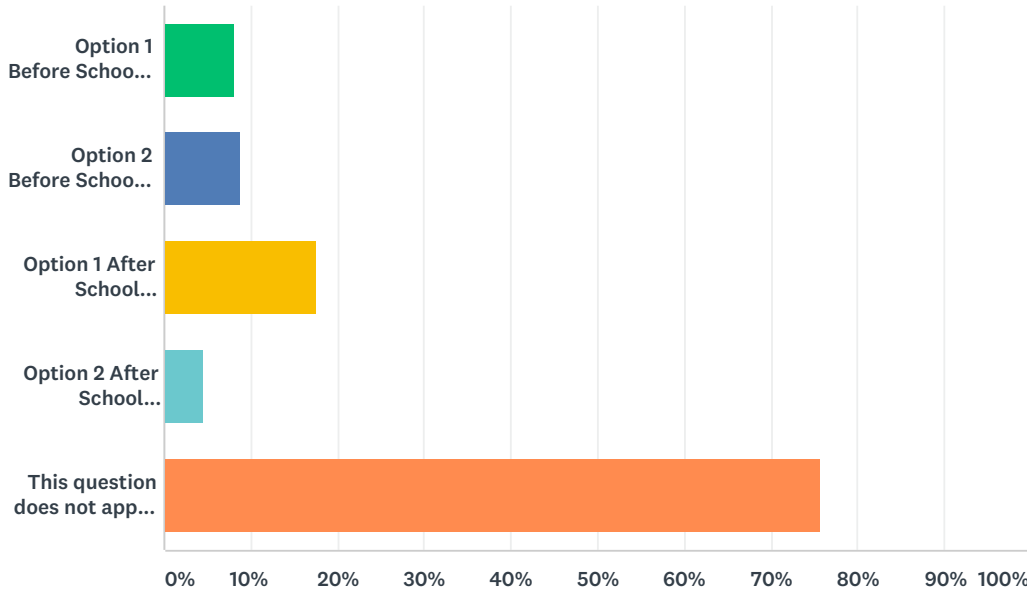
Answered: 409 Skipped: 67



| ANSWER CHOICES | RESPONSES | |
|---|-----------|-----|
| Option 1 Before School (potential times: 8:30 am - 9:15 am) | 13.20% | 54 |
| Option 2 Before School (potential times: 7:00 am - 7:45 am) | 11.74% | 48 |
| Option 1 After School (potential times: 3:50 pm - 4:30 pm) | 6.11% | 25 |
| Option 2 After School (potential times: 2:25 pm - 3:10 pm) | 26.41% | 108 |
| This question does not apply to me | 66.01% | 270 |
| Total Respondents: 409 | | |

Q7 If you are an Intermediate School teacher or paraprofessional: Given the two options, would you be available before or after school to teach/work any Woodland programs? Mark all that apply.

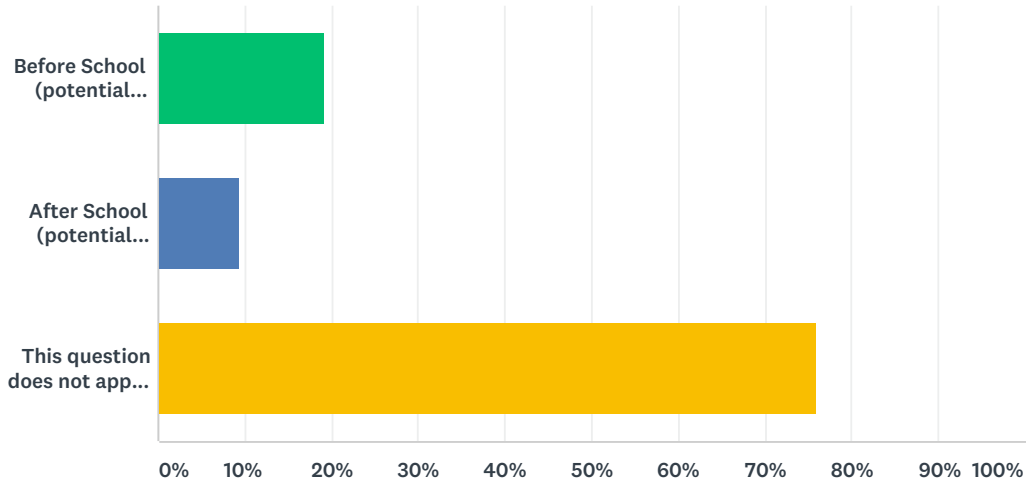
Answered: 408 Skipped: 68



| ANSWER CHOICES | RESPONSES | |
|---|-----------|-----|
| Option 1 Before School (potential times: 7:00 am - 7:40 am) | 8.09% | 33 |
| Option 2 Before School (potential times: 8:30 am - 9:15 am) | 8.82% | 36 |
| Option 1 After School (potential times: 2:25 pm - 3:10 pm) | 17.65% | 72 |
| Option 2 After School (potential times: 3:50 pm - 4:30 pm) | 4.66% | 19 |
| This question does not apply to me | 75.74% | 309 |
| Total Respondents: 408 | | |

Q8 If you are a Middle School teacher or paraprofessional: Given the two options, would you be available before or after school to teach/work any Woodland programs? Mark all that apply.

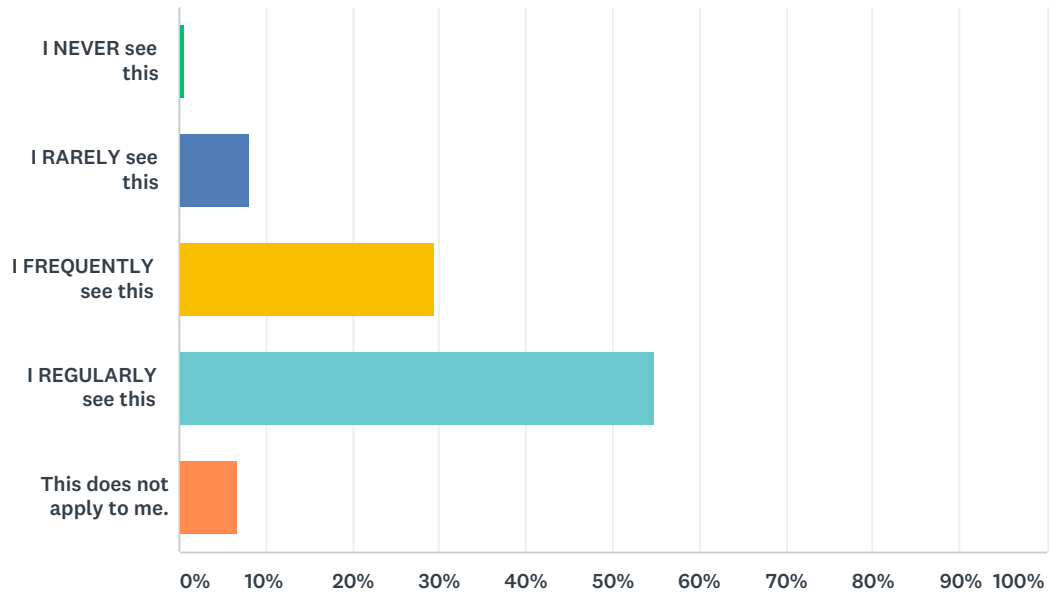
Answered: 412 Skipped: 64



| ANSWER CHOICES | RESPONSES | |
|--|-----------|-----|
| Before School (potential times: 8:00 am - 8:30 am) | 19.17% | 79 |
| After School (potential times: 3:20 pm - 4:00 pm) | 9.47% | 39 |
| This question does not apply to me | 75.97% | 313 |
| Total Respondents: 412 | | |

Q9 Students appear ready (alert & awake) to start the school day.

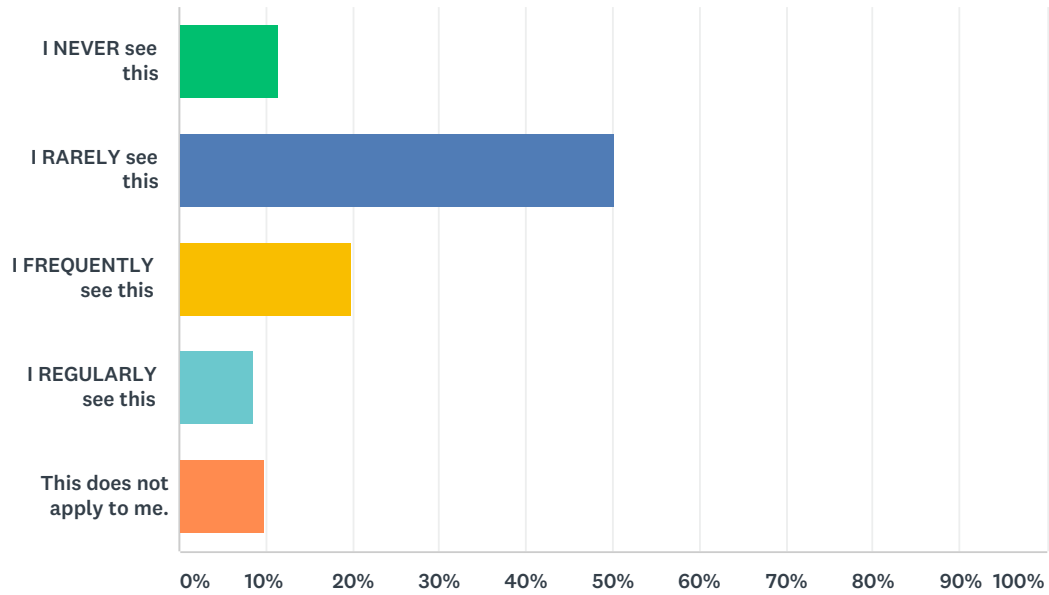
Answered: 443 Skipped: 33



| ANSWER CHOICES | RESPONSES | |
|----------------------------|-----------|------------|
| I NEVER see this | 0.68% | 3 |
| I RARELY see this | 8.13% | 36 |
| I FREQUENTLY see this | 29.57% | 131 |
| I REGULARLY see this | 54.85% | 243 |
| This does not apply to me. | 6.77% | 30 |
| TOTAL | | 443 |

Q10 Students have a hard time concentrating at school because they appear to be sleepy.

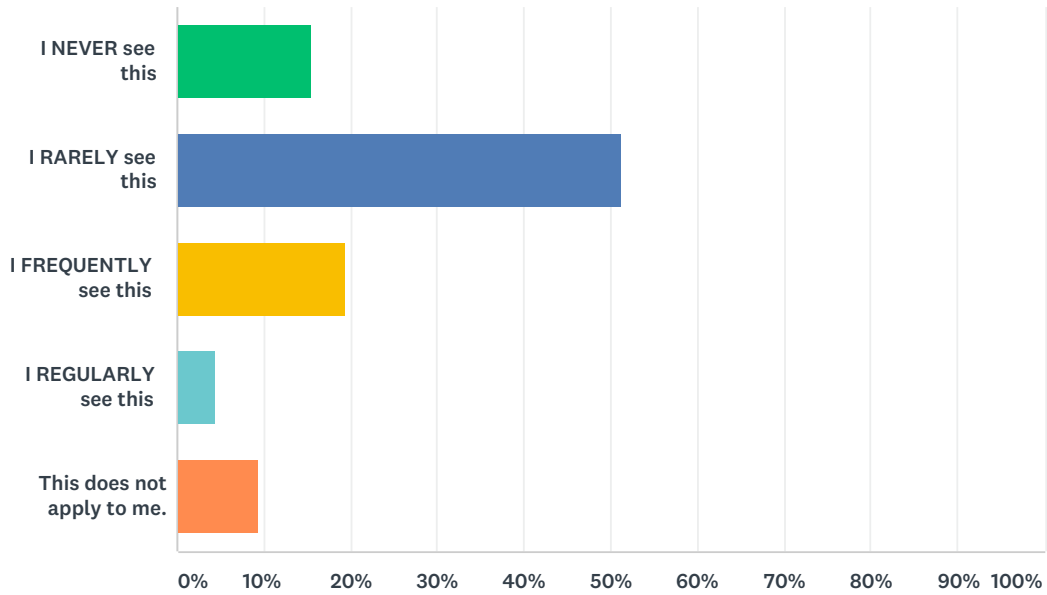
Answered: 442 Skipped: 34



| ANSWER CHOICES | RESPONSES | |
|----------------------------|-----------|------------|
| I NEVER see this | 11.54% | 51 |
| I RARELY see this | 50.23% | 222 |
| I FREQUENTLY see this | 19.91% | 88 |
| I REGULARLY see this | 8.60% | 38 |
| This does not apply to me. | 9.73% | 43 |
| TOTAL | | 442 |

Q11 Students have a hard time getting things done at school because they appear to be sleepy.

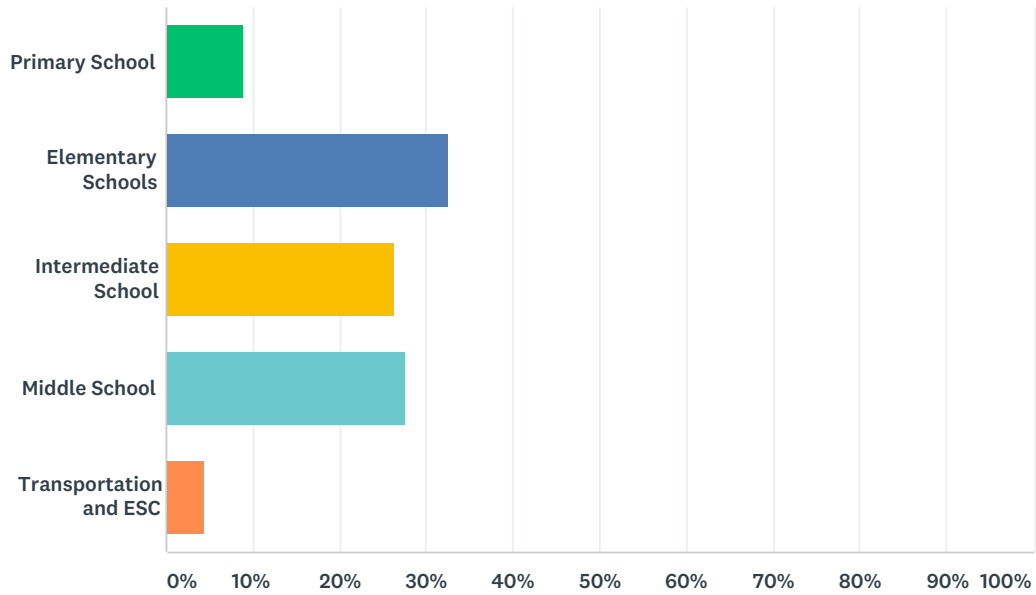
Answered: 442 Skipped: 34



| ANSWER CHOICES | RESPONSES | |
|----------------------------|-----------|------------|
| I NEVER see this | 15.38% | 68 |
| I RARELY see this | 51.36% | 227 |
| I FREQUENTLY see this | 19.46% | 86 |
| I REGULARLY see this | 4.30% | 19 |
| This does not apply to me. | 9.50% | 42 |
| TOTAL | | 442 |

Q12 How are you connected with the Woodland District 50 community?

Answered: 441 Skipped: 35



| ANSWER CHOICES | RESPONSES | |
|------------------------|-----------|------------|
| Primary School | 9.07% | 40 |
| Elementary Schools | 32.65% | 144 |
| Intermediate School | 26.30% | 116 |
| Middle School | 27.66% | 122 |
| Transportation and ESC | 4.31% | 19 |
| TOTAL | | 441 |