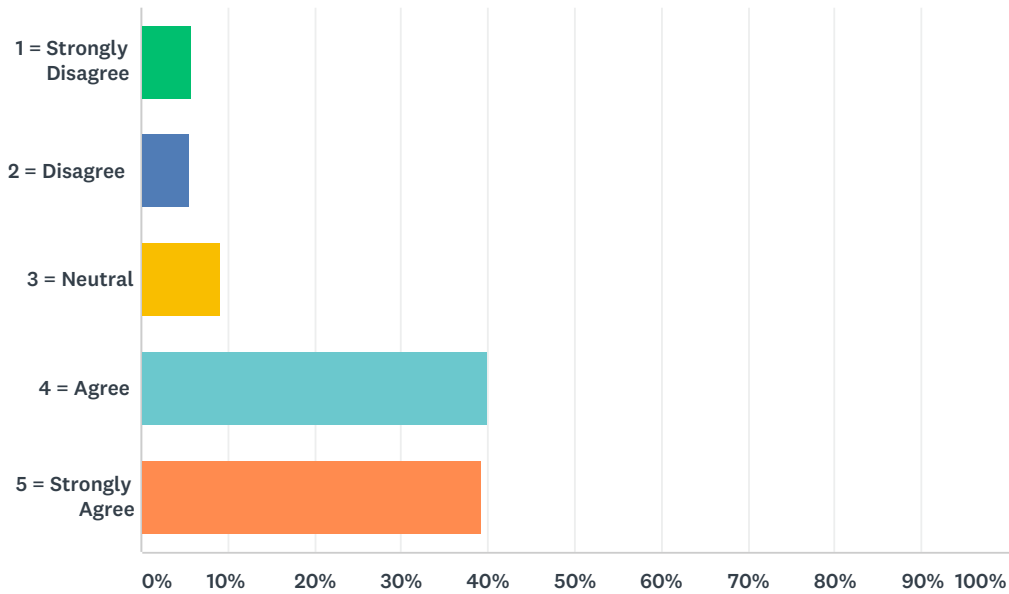


Q1 Overall, Woodland does a good job regardless of color, religion or creed, national origin, sex, age, physical or mental disability and citizenship to make everyone feel equally welcome and included.

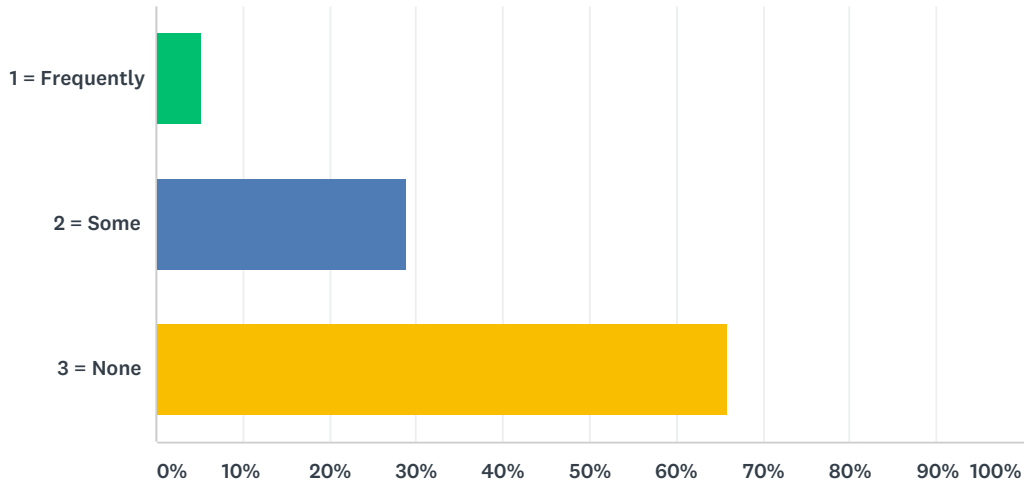
Answered: 673 Skipped: 0



ANSWER CHOICES	RESPONSES	
1 = Strongly Disagree	5.79%	39
2 = Disagree	5.65%	38
3 = Neutral	9.21%	62
4 = Agree	39.97%	269
5 = Strongly Agree	39.38%	265
TOTAL		673

Q2 I (and/or my child) hear the use of racial (belief one race is better than another) and homophobic (the fear, hatred, discomfort with, or mistrust of people who are lesbian, gay, or bisexual) slurs at school on a regular basis.

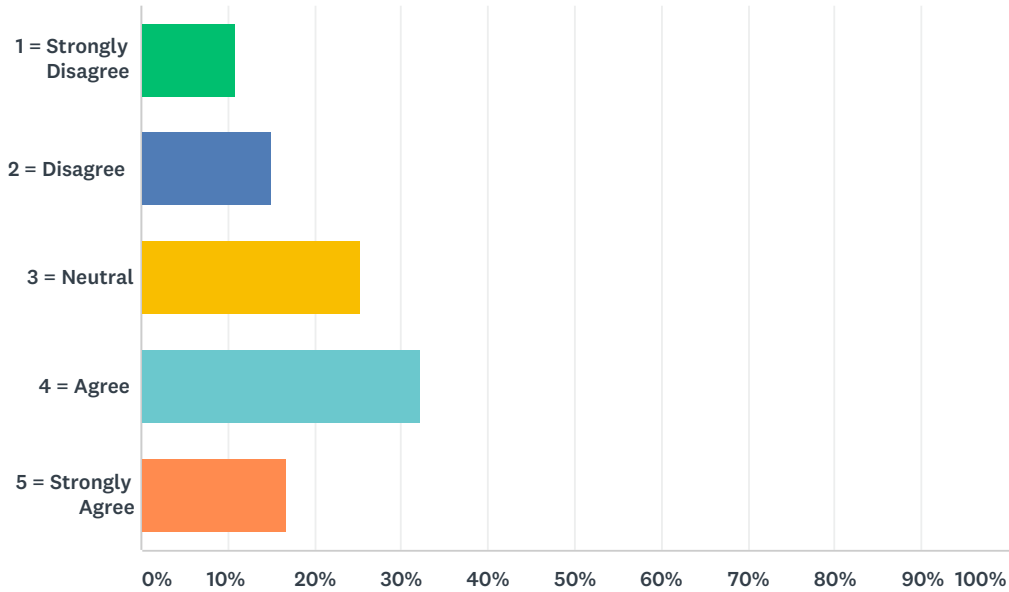
Answered: 673 Skipped: 0



ANSWER CHOICES	RESPONSES	
1 = Frequently	5.20%	35
2 = Some	28.97%	195
3 = None	65.82%	443
TOTAL		673

Q3 In general, staff at Woodland should learn more about diversity (the understanding that each individual is unique, and recognizing our individual differences).

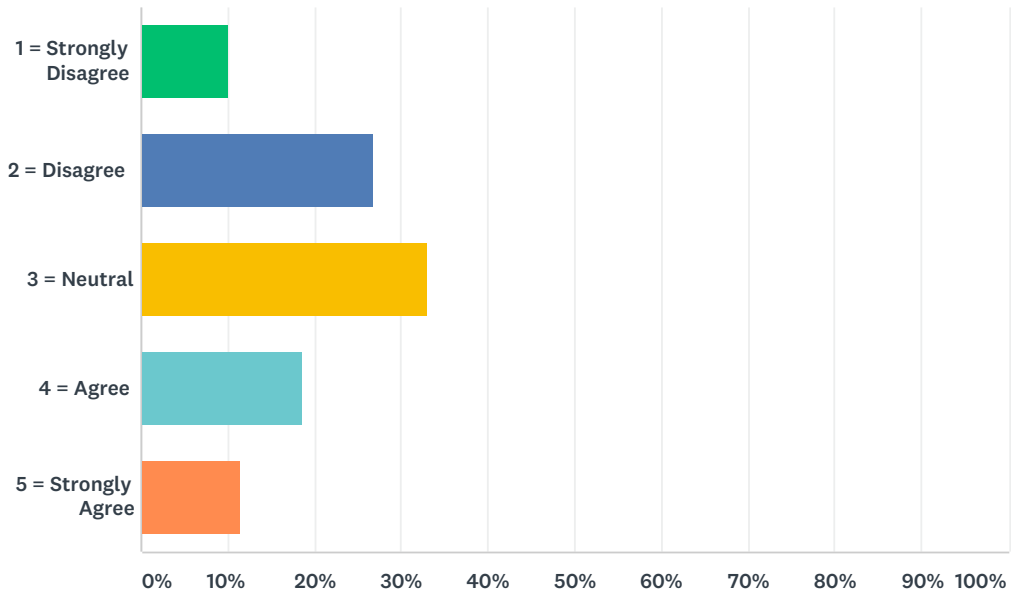
Answered: 673 Skipped: 0



ANSWER CHOICES	RESPONSES	
1 = Strongly Disagree	10.85%	73
2 = Disagree	15.01%	101
3 = Neutral	25.26%	170
4 = Agree	32.24%	217
5 = Strongly Agree	16.64%	112
TOTAL		673

Q4 There are no racial issues at Woodland.

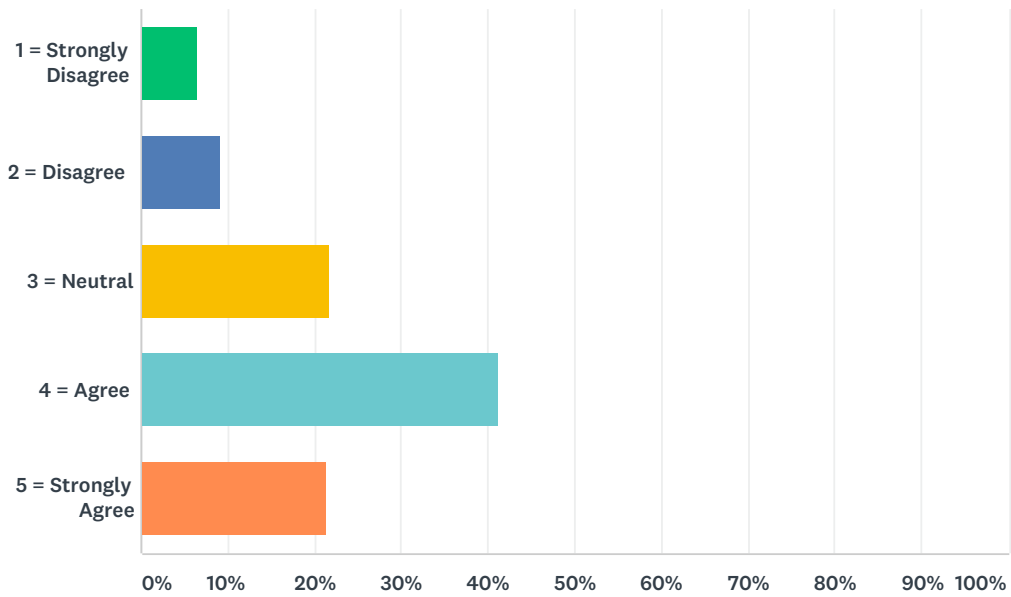
Answered: 673 Skipped: 0



ANSWER CHOICES	RESPONSES	
1 = Strongly Disagree	10.10%	68
2 = Disagree	26.75%	180
3 = Neutral	32.99%	222
4 = Agree	18.72%	126
5 = Strongly Agree	11.44%	77
TOTAL		673

Q5 Students should have more lessons and events offered for them to learn about diversity issues.

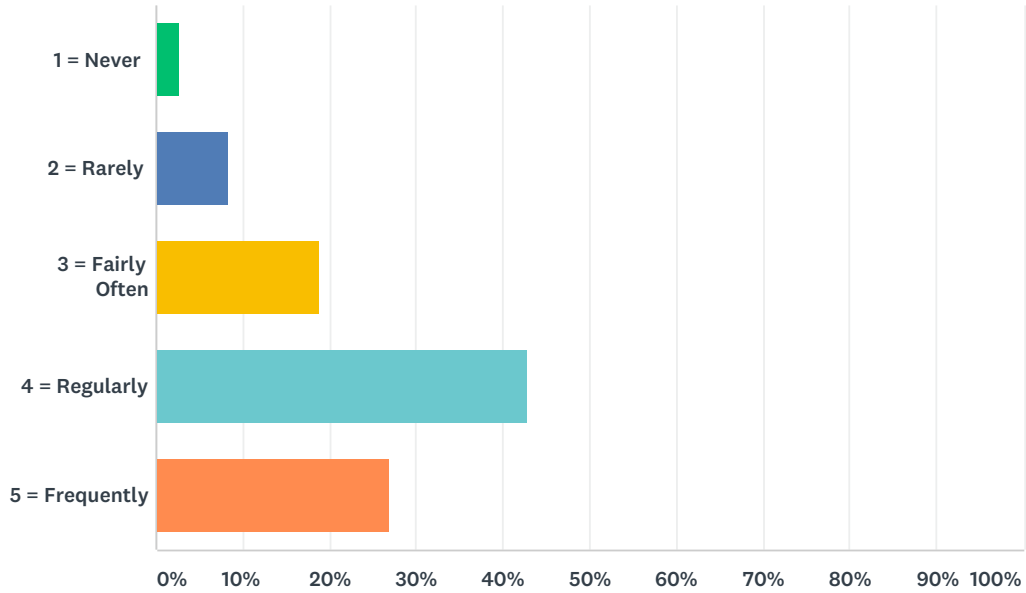
Answered: 673 Skipped: 0



ANSWER CHOICES	RESPONSES	
1 = Strongly Disagree	6.54%	44
2 = Disagree	9.21%	62
3 = Neutral	21.69%	146
4 = Agree	41.16%	277
5 = Strongly Agree	21.40%	144
TOTAL		673

Q6 Accounts of racial incidents are taken seriously by Woodland staff.

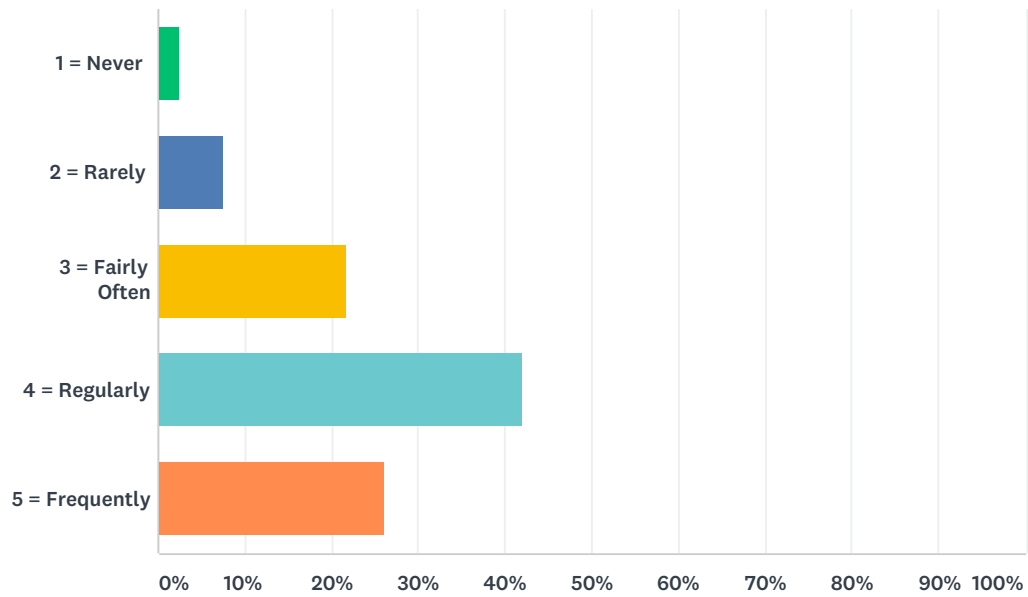
Answered: 673 Skipped: 0



ANSWER CHOICES	RESPONSES	
1 = Never	2.82%	19
2 = Rarely	8.32%	56
3 = Fairly Often	18.87%	127
4 = Regularly	42.94%	289
5 = Frequently	27.04%	182
TOTAL		673

Q7 Accounts of homophobic incidents are taken seriously by Woodland staff.

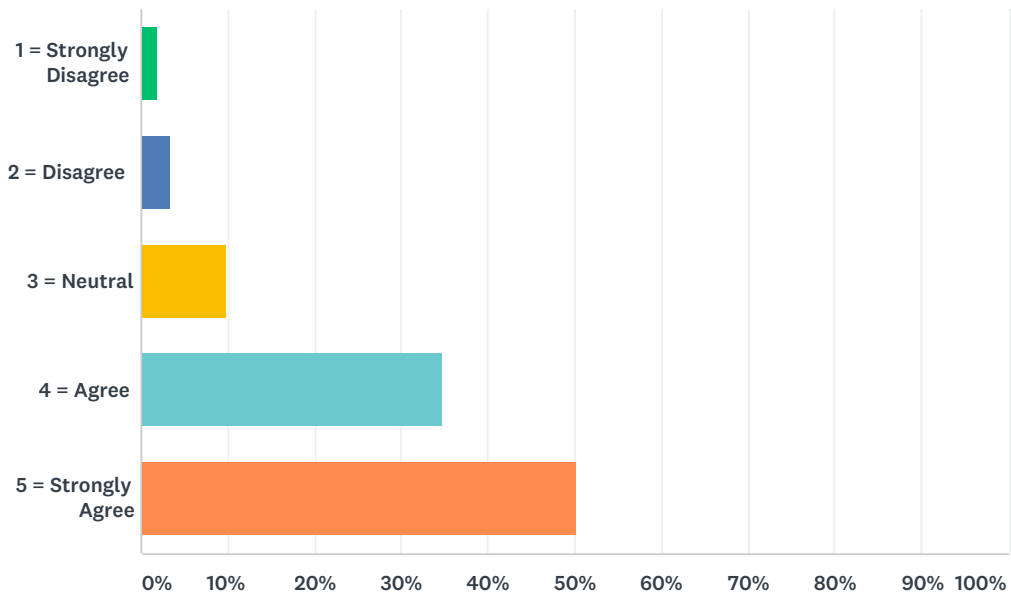
Answered: 673 Skipped: 0



ANSWER CHOICES	RESPONSES	
1 = Never	2.53%	17
2 = Rarely	7.43%	50
3 = Fairly Often	21.84%	147
4 = Regularly	42.05%	283
5 = Frequently	26.15%	176
TOTAL		673

Q8 Overall, I (and/or my child) believe most or all staff at Woodland truly care about their students.

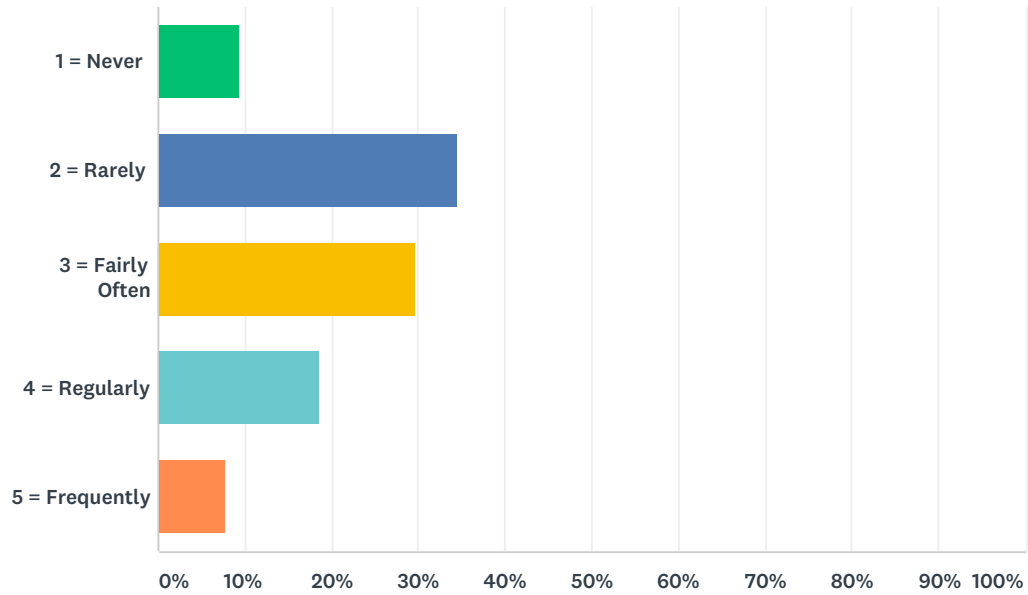
Answered: 673 Skipped: 0



ANSWER CHOICES	RESPONSES	
1 = Strongly Disagree	1.78%	12
2 = Disagree	3.42%	23
3 = Neutral	9.81%	66
4 = Agree	34.77%	234
5 = Strongly Agree	50.22%	338
TOTAL		673

Q9 There are beneficial conversations about race happening in classrooms.

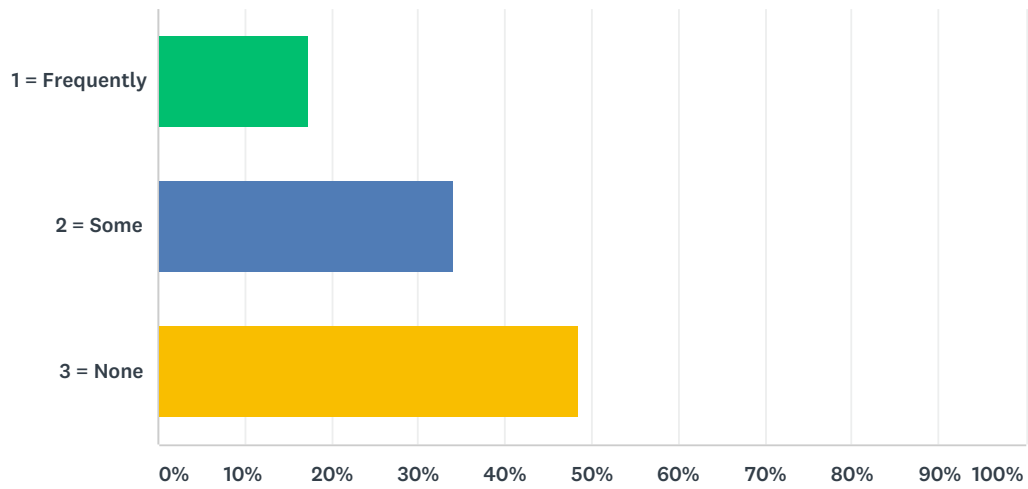
Answered: 673 Skipped: 0



ANSWER CHOICES	RESPONSES	
1 = Never	9.36%	63
2 = Rarely	34.62%	233
3 = Fairly Often	29.72%	200
4 = Regularly	18.57%	125
5 = Frequently	7.73%	52
TOTAL		673

Q10 I (and/or my child) am aware of my (his/her) race every day at Woodland.

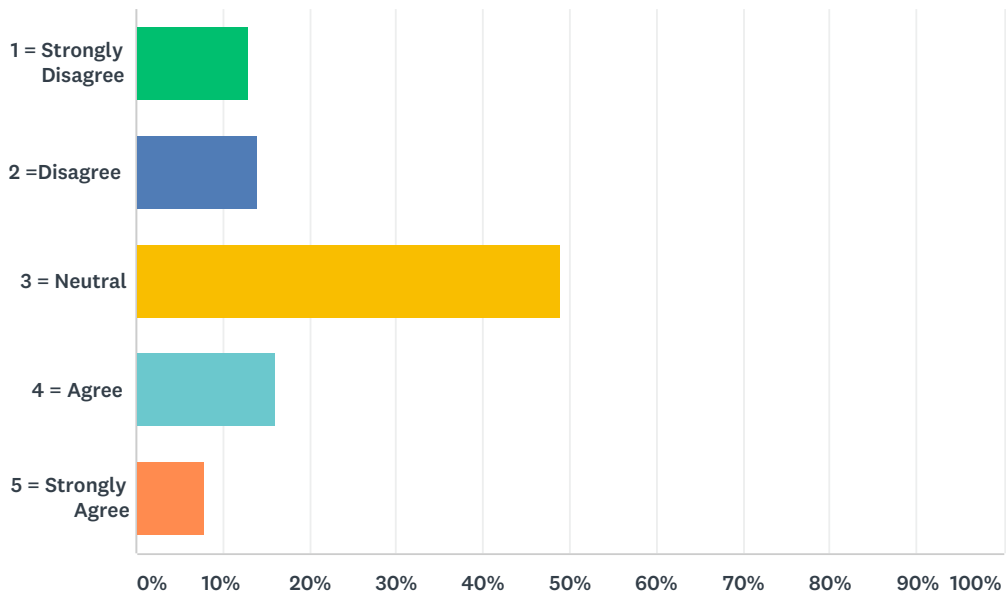
Answered: 673 Skipped: 0



ANSWER CHOICES	RESPONSES	
1 = Frequently	17.38%	117
2 = Some	34.18%	230
3 = None	48.44%	326
TOTAL		673

Q11 I (and/or my child) am aware of my (his/her) sexual orientation every day at Woodland.

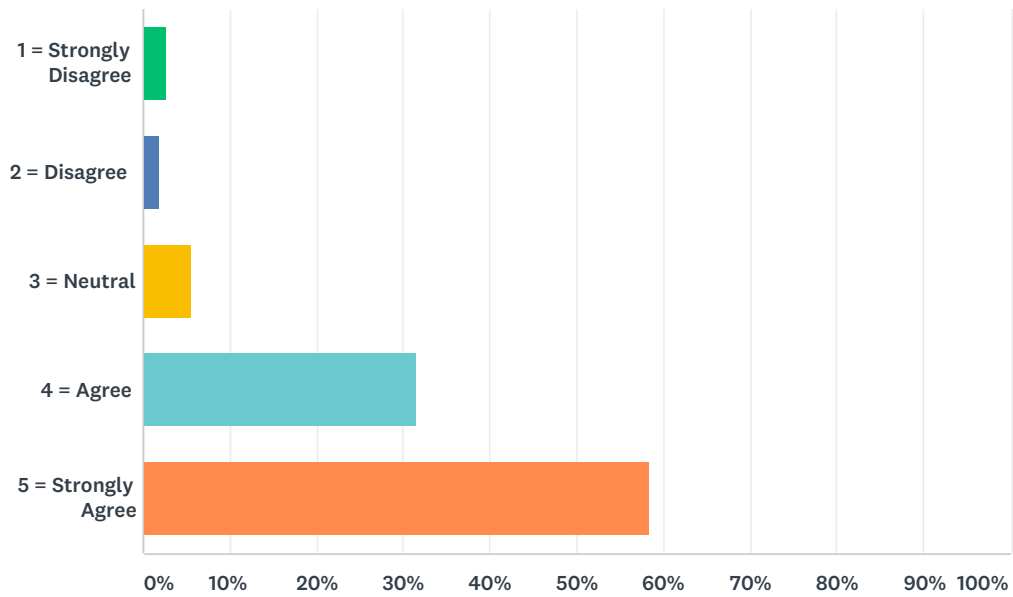
Answered: 673 Skipped: 0



ANSWER CHOICES	RESPONSES	
1 = Strongly Disagree	12.93%	87
2 =Disagree	14.12%	95
3 = Neutral	49.03%	330
4 = Agree	16.05%	108
5 = Strongly Agree	7.88%	53
TOTAL		673

Q12 My family feels comfortable visiting and attending events at Woodland.

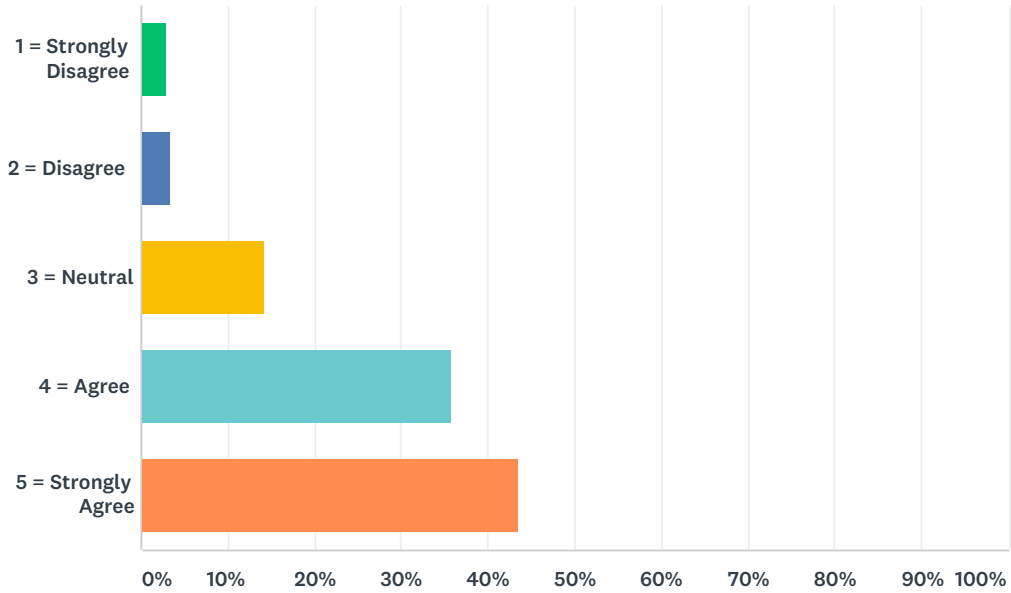
Answered: 673 Skipped: 0



ANSWER CHOICES	RESPONSES	
1 = Strongly Disagree	2.67%	18
2 = Disagree	1.78%	12
3 = Neutral	5.65%	38
4 = Agree	31.50%	212
5 = Strongly Agree	58.40%	393
TOTAL		673

Q13 All genders are equally respected at Woodland.

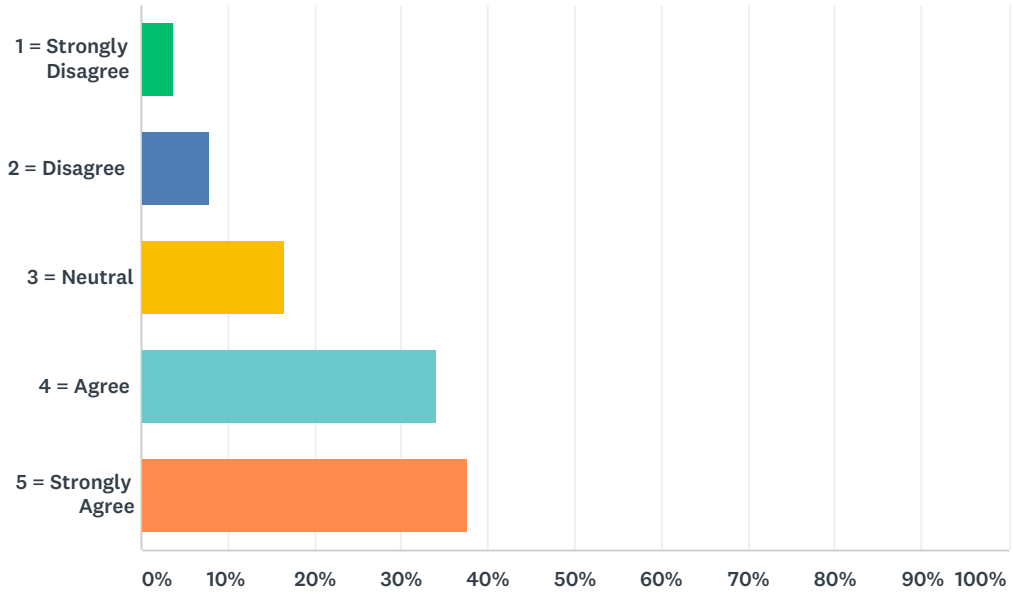
Answered: 673 Skipped: 0



ANSWER CHOICES	RESPONSES	
1 = Strongly Disagree	2.97%	20
2 = Disagree	3.42%	23
3 = Neutral	14.26%	96
4 = Agree	35.81%	241
5 = Strongly Agree	43.54%	293
TOTAL		673

Q14 All races are equally respected at Woodland.

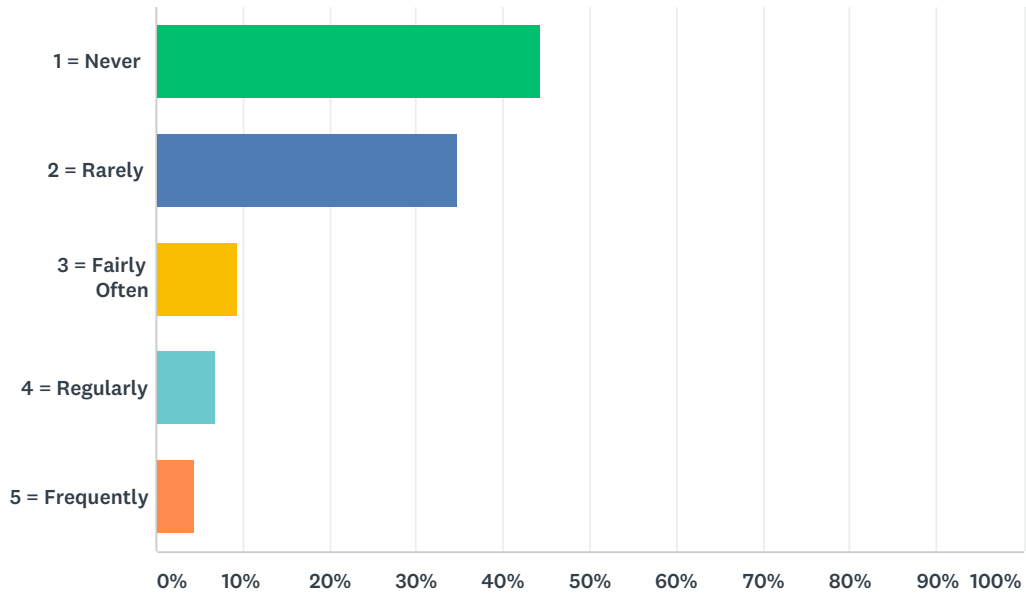
Answered: 673 Skipped: 0



ANSWER CHOICES	RESPONSES	
1 = Strongly Disagree	3.71%	25
2 = Disagree	8.02%	54
3 = Neutral	16.49%	111
4 = Agree	34.18%	230
5 = Strongly Agree	37.59%	253
TOTAL		673

Q15 I (and/or my child) hear racial jokes and humor shared in private conversations at school.

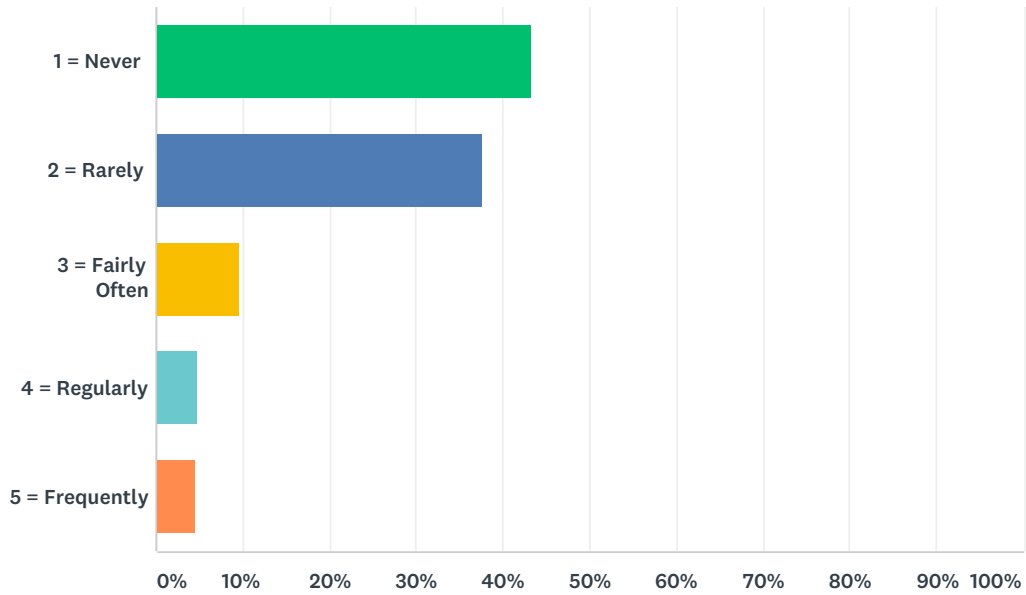
Answered: 673 Skipped: 0



ANSWER CHOICES	RESPONSES	
1 = Never	44.43%	299
2 = Rarely	34.77%	234
3 = Fairly Often	9.51%	64
4 = Regularly	6.98%	47
5 = Frequently	4.31%	29
TOTAL		673

Q16 I (and/or my child) hear the use of racial derogatory name calling, slurs or remarks in school

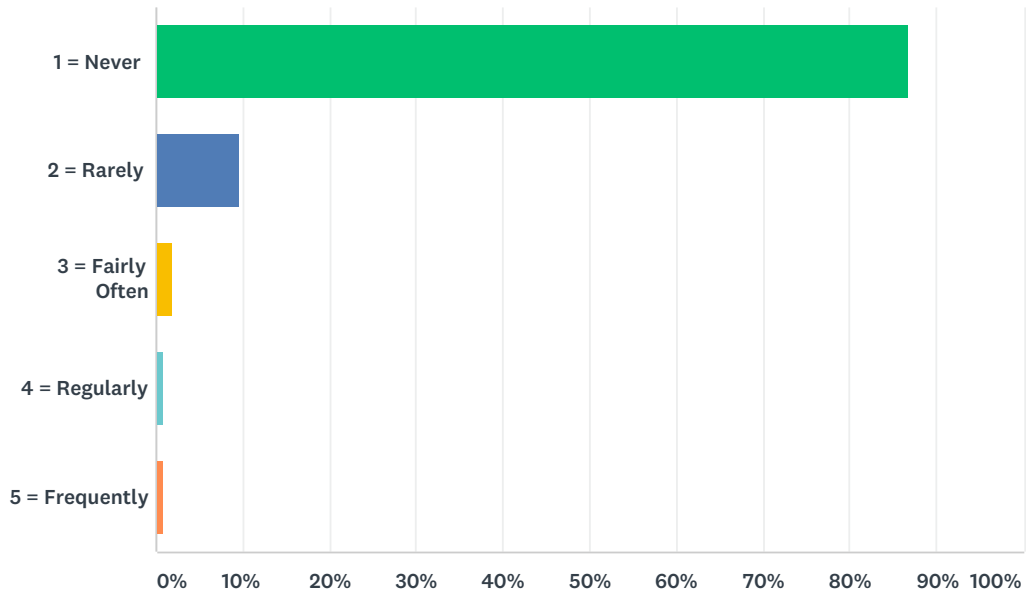
Answered: 673 Skipped: 0



ANSWER CHOICES	RESPONSES	
1 = Never	43.24%	291
2 = Rarely	37.74%	254
3 = Fairly Often	9.66%	65
4 = Regularly	4.75%	32
5 = Frequently	4.61%	31
TOTAL		673

Q17 I (and/or my child) have witnessed staff make homophobic remarks.

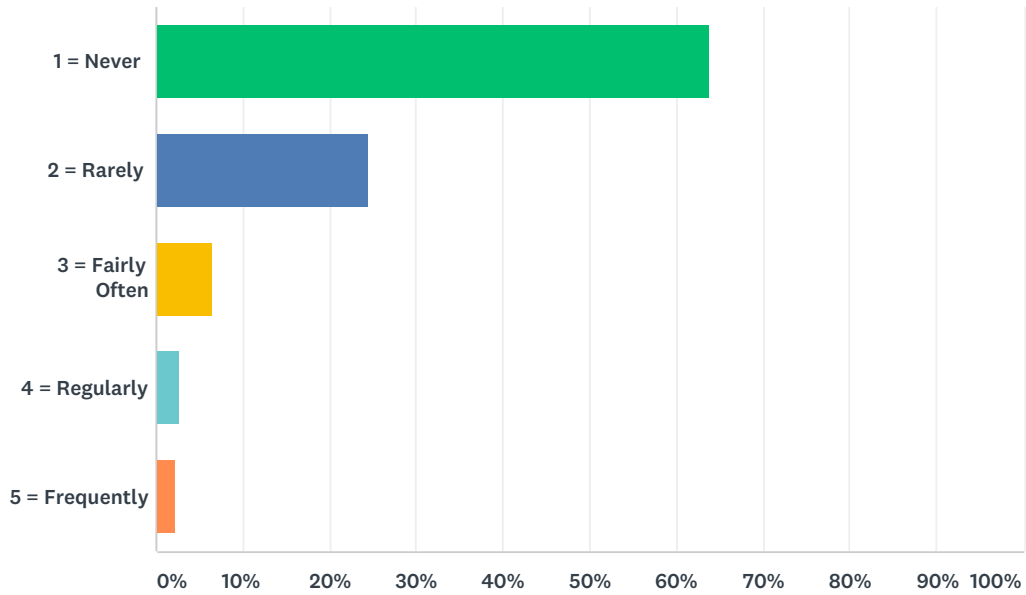
Answered: 673 Skipped: 0



ANSWER CHOICES	RESPONSES	
1 = Never	86.92%	585
2 = Rarely	9.66%	65
3 = Fairly Often	1.93%	13
4 = Regularly	0.74%	5
5 = Frequently	0.74%	5
TOTAL		673

Q18 I (and/or my child) hear jokes about girls and women that are sexist or sexual in nature at Woodland.

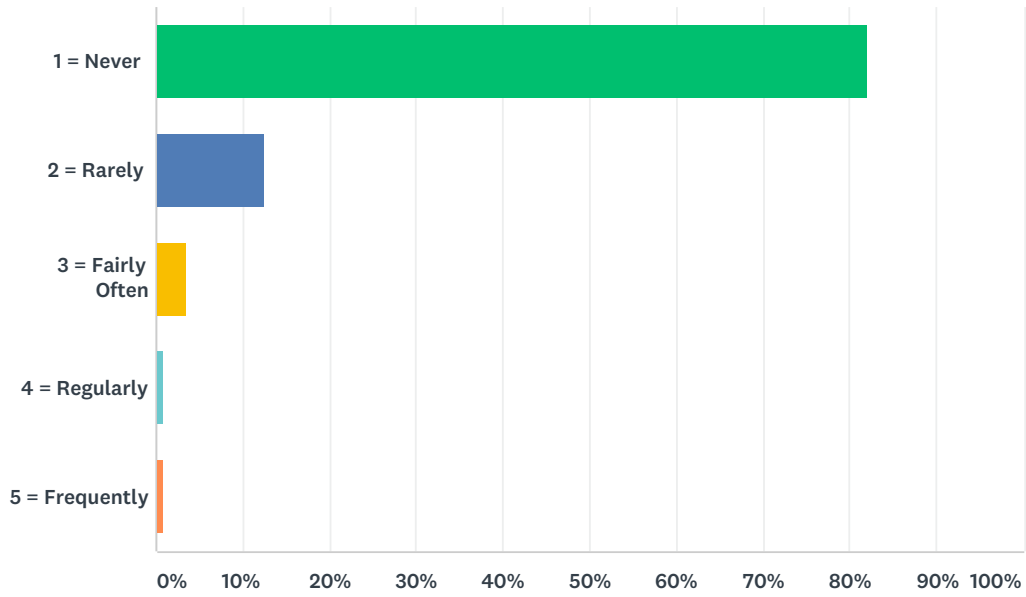
Answered: 673 Skipped: 0



ANSWER CHOICES	RESPONSES	
1 = Never	63.89%	430
2 = Rarely	24.52%	165
3 = Fairly Often	6.39%	43
4 = Regularly	2.82%	19
5 = Frequently	2.38%	16
TOTAL		673

Q19 I (and/or my child) have witnessed staff make inappropriate racial remarks.

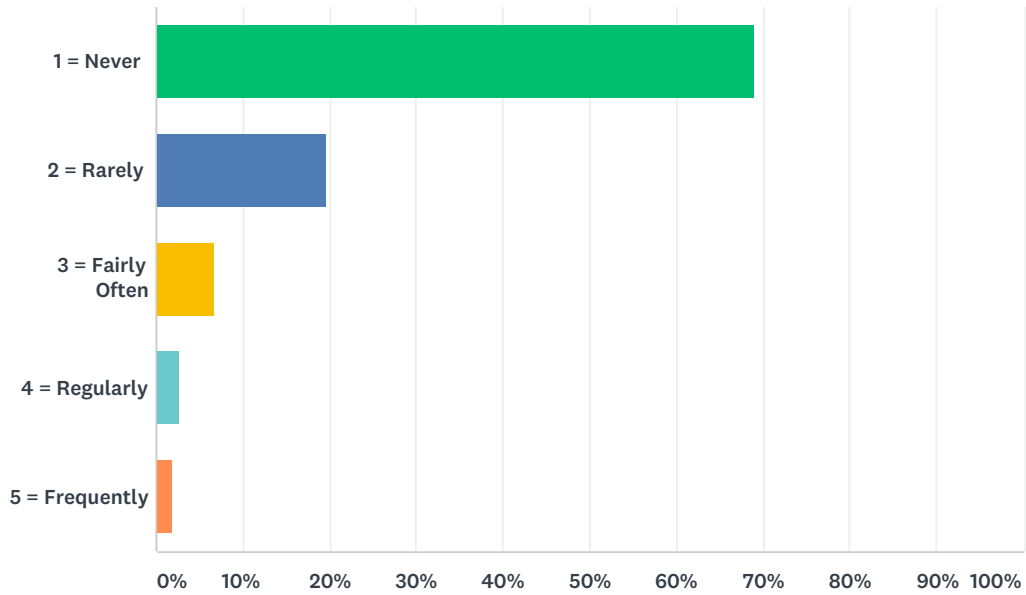
Answered: 673 Skipped: 0



ANSWER CHOICES	RESPONSES	
1 = Never	82.02%	552
2 = Rarely	12.63%	85
3 = Fairly Often	3.57%	24
4 = Regularly	0.89%	6
5 = Frequently	0.89%	6
TOTAL		673

Q20 I (and/or my child) hear sexist (the belief that one gender is superior to the other) comments made about girls/women.

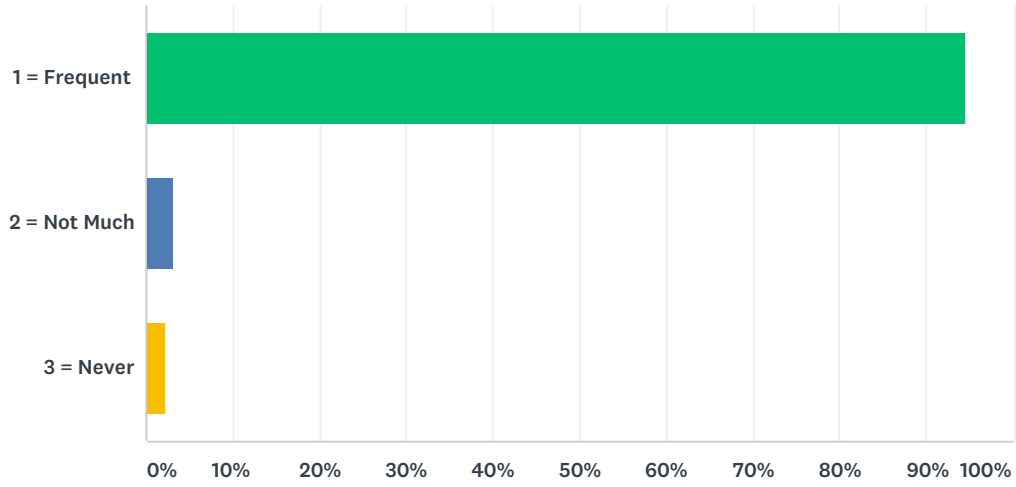
Answered: 673 Skipped: 0



ANSWER CHOICES	RESPONSES	
1 = Never	69.09%	465
2 = Rarely	19.76%	133
3 = Fairly Often	6.69%	45
4 = Regularly	2.67%	18
5 = Frequently	1.78%	12
TOTAL		673

Q21 White

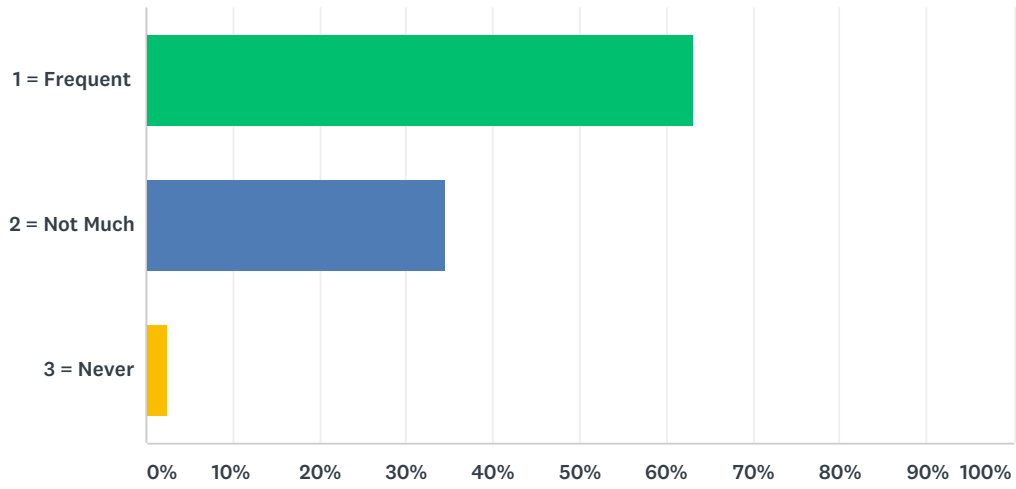
Answered: 661 Skipped: 12



ANSWER CHOICES	RESPONSES	
1 = Frequent	94.55%	625
2 = Not Much	3.18%	21
3 = Never	2.27%	15
TOTAL		661

Q22 Black/African-American

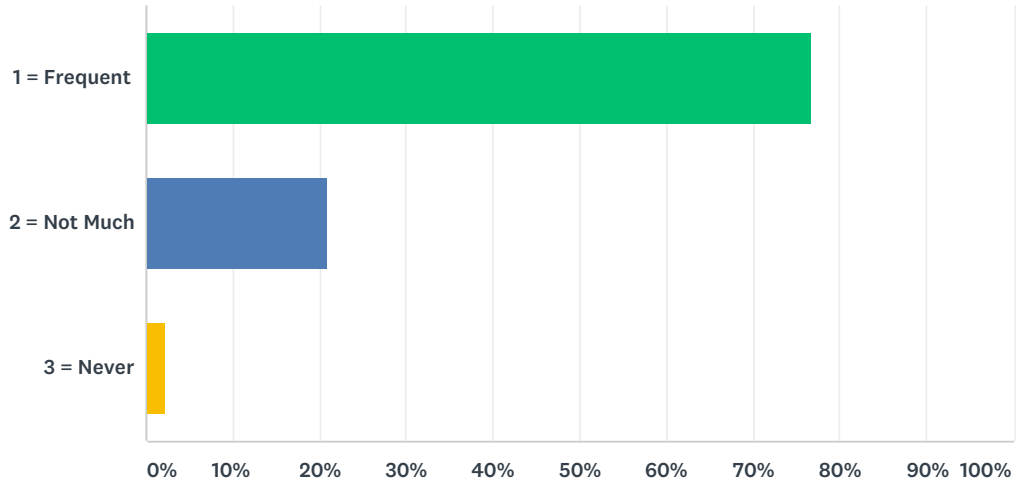
Answered: 661 Skipped: 12



ANSWER CHOICES	RESPONSES	
1 = Frequent	63.09%	417
2 = Not Much	34.49%	228
3 = Never	2.42%	16
TOTAL		661

Q23 Latino/Hispanic/Chicano

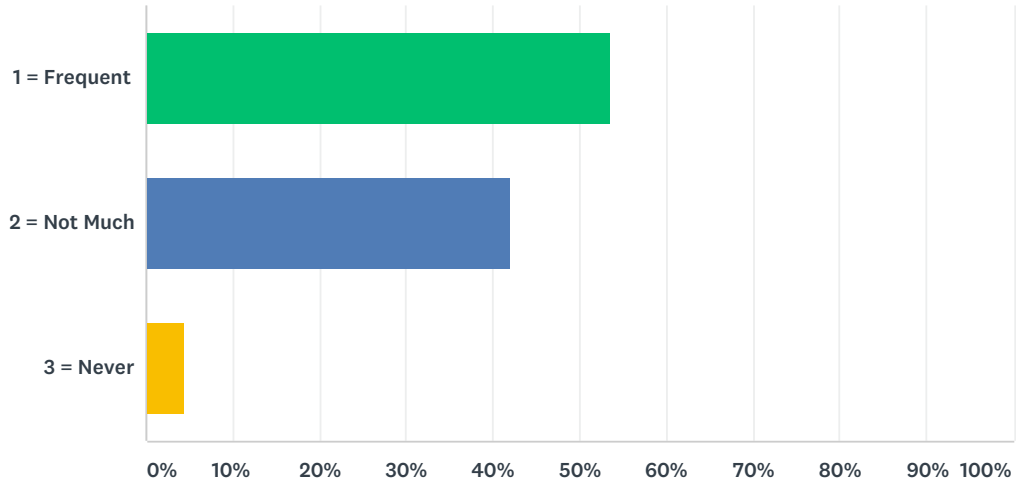
Answered: 661 Skipped: 12



ANSWER CHOICES	RESPONSES	
1 = Frequent	76.85%	508
2 = Not Much	20.88%	138
3 = Never	2.27%	15
TOTAL		661

Q24 Asian

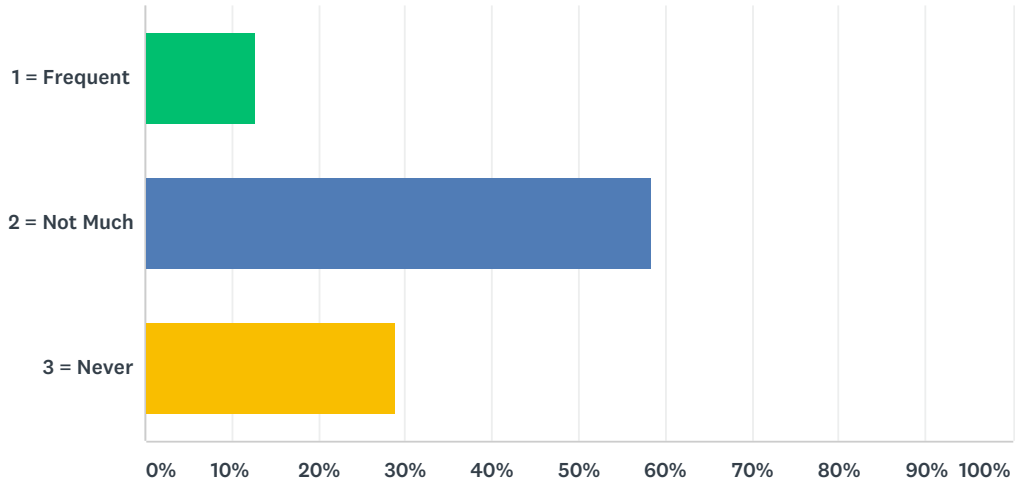
Answered: 661 Skipped: 12



ANSWER CHOICES	RESPONSES	
1 = Frequent	53.56%	354
2 = Not Much	42.06%	278
3 = Never	4.39%	29
TOTAL		661

Q25 Native American

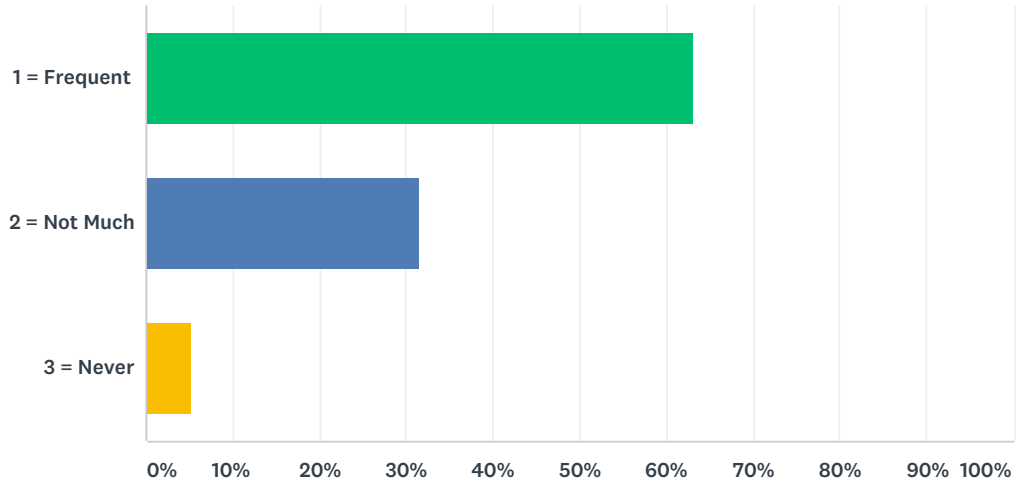
Answered: 661 Skipped: 12



ANSWER CHOICES	RESPONSES	
1 = Frequent	12.71%	84
2 = Not Much	58.40%	386
3 = Never	28.90%	191
TOTAL		661

Q26 Bi-Racial/Multi-Racial

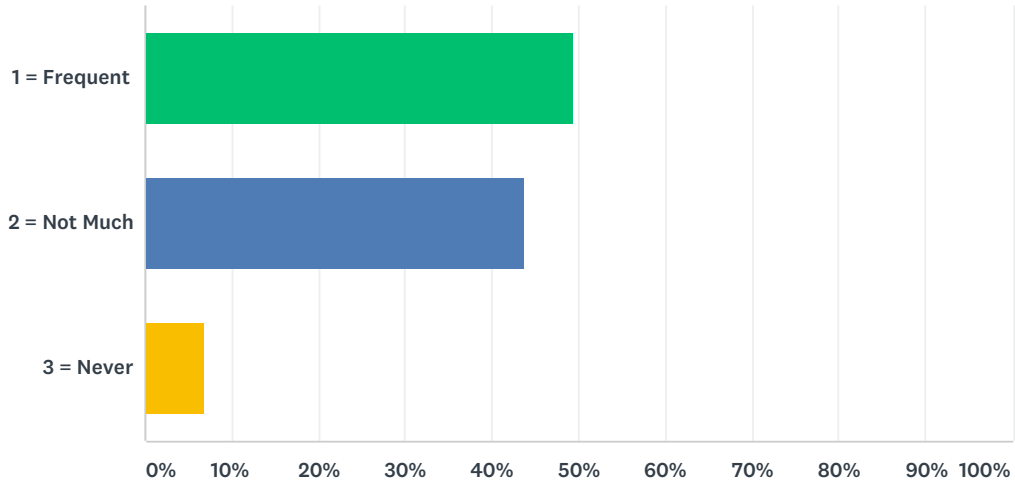
Answered: 661 Skipped: 12



ANSWER CHOICES	RESPONSES	
1 = Frequent	63.09%	417
2 = Not Much	31.62%	209
3 = Never	5.30%	35
TOTAL		661

Q27 Middle Eastern

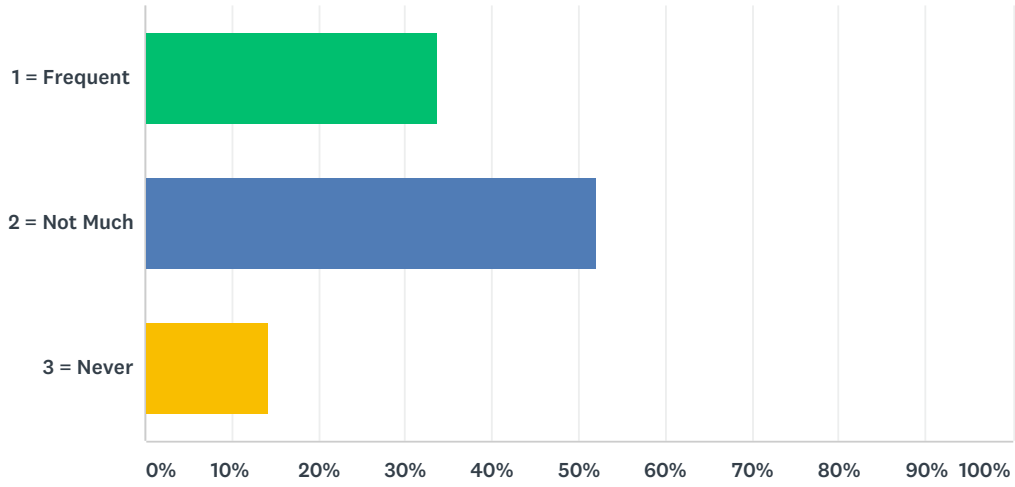
Answered: 661 Skipped: 12



ANSWER CHOICES	RESPONSES	
1 = Frequent	49.32%	326
2 = Not Much	43.72%	289
3 = Never	6.96%	46
TOTAL		661

Q28 LGBTQ

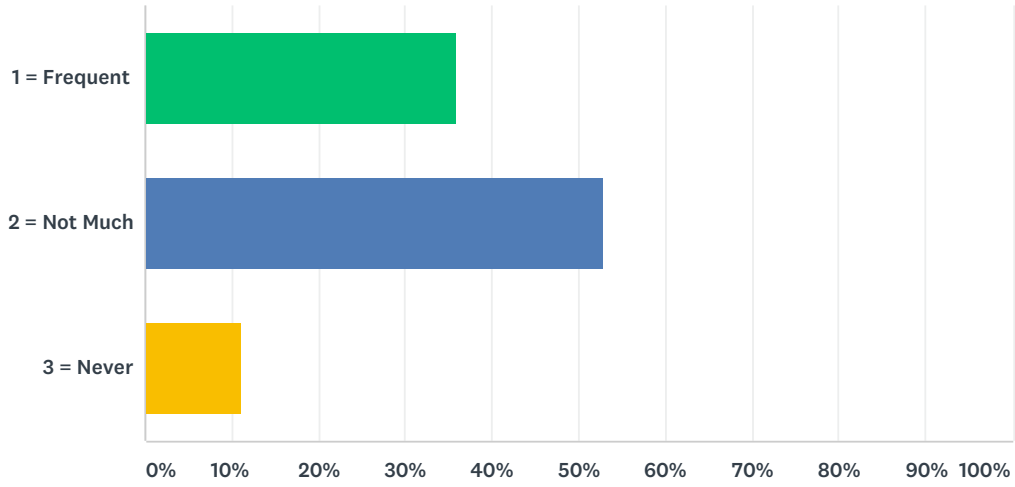
Answered: 661 Skipped: 12



ANSWER CHOICES	RESPONSES	
1 = Frequent	33.59%	222
2 = Not Much	52.19%	345
3 = Never	14.22%	94
TOTAL		661

Q29 Muslim

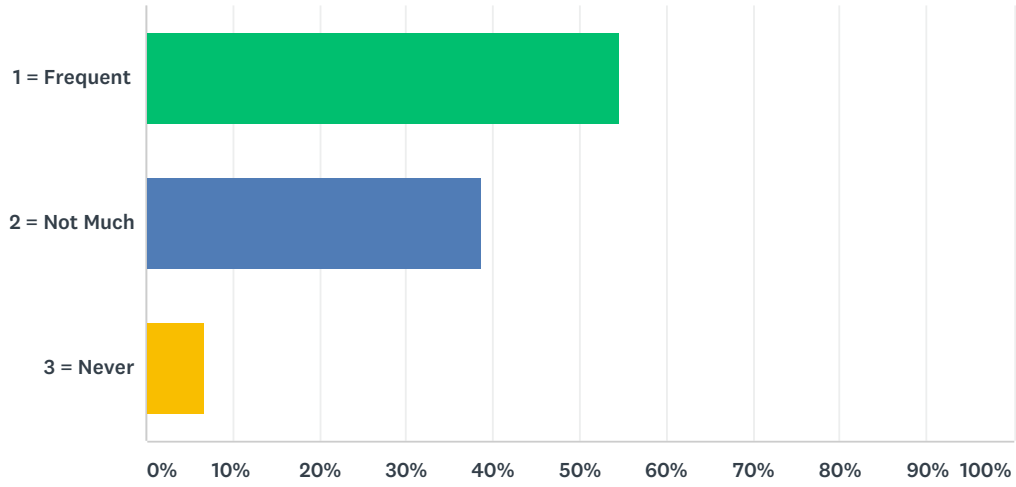
Answered: 661 Skipped: 12



ANSWER CHOICES	RESPONSES	
1 = Frequent	36.01%	238
2 = Not Much	52.95%	350
3 = Never	11.04%	73
TOTAL		661

Q30 Non-Religious

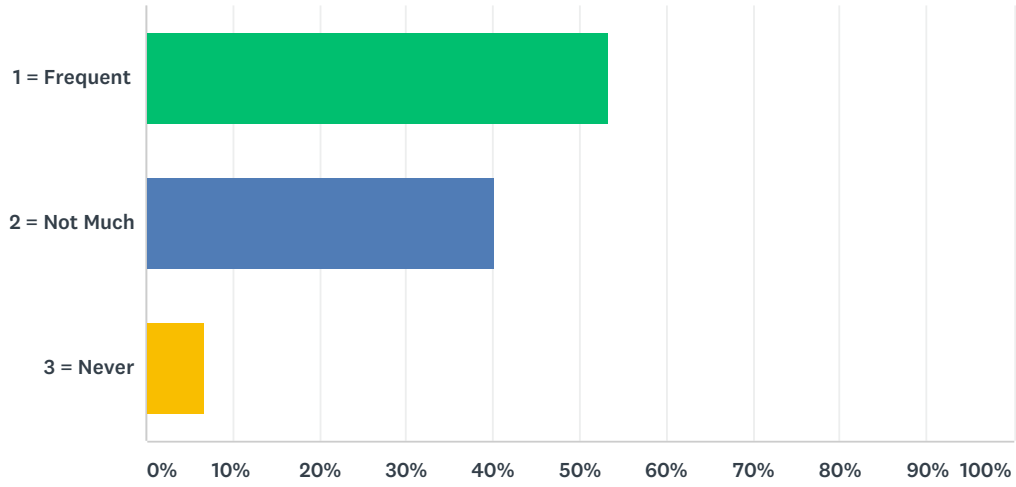
Answered: 661 Skipped: 12



ANSWER CHOICES	RESPONSES	
1 = Frequent	54.61%	361
2 = Not Much	38.73%	256
3 = Never	6.66%	44
TOTAL		661

Q31 Persons with a Disability

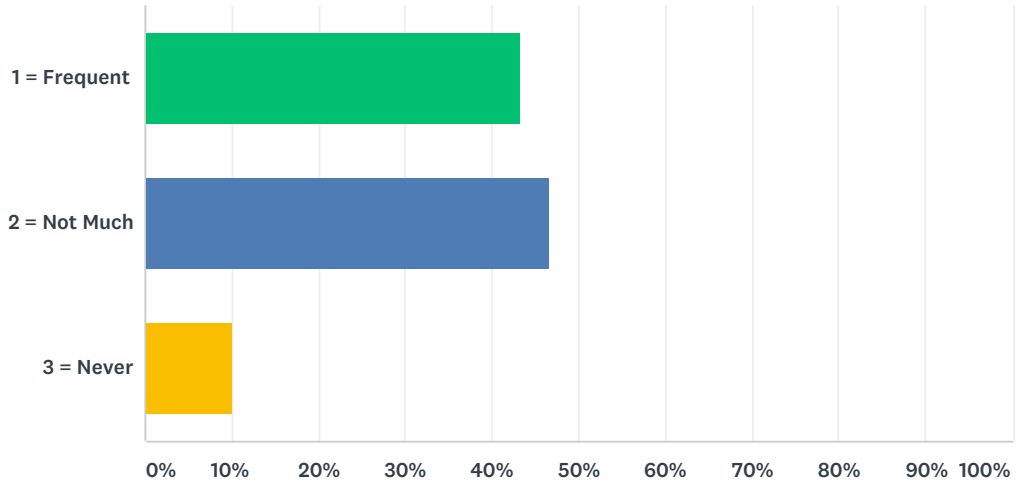
Answered: 661 Skipped: 12



ANSWER CHOICES	RESPONSES	
1 = Frequent	53.25%	352
2 = Not Much	40.09%	265
3 = Never	6.66%	44
TOTAL		661

Q32 Individuals living in Poverty

Answered: 661 Skipped: 12



ANSWER CHOICES	RESPONSES	
1 = Frequent	43.27%	286
2 = Not Much	46.75%	309
3 = Never	9.98%	66
TOTAL		661